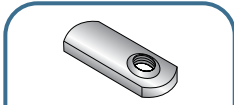


18-8 Stainless Steel

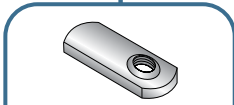


**OFFSET HOLE, WITHOUT PROJECTIONS**  
TAB WELD NUTS (5/8" TAB BASE)

18-8 Stainless Steel

Part #	Size	Ctn Qty	Wght Lbs/M	Part #	Size	Ctn Qty	Wght Lbs/M
08NWS1SS	8-32	1,000	6.30	11NWS1SS	10-32	1,000	6.10
10NWS1SS	10-24	1,000	6.10				

18-8 Stainless Steel



**OFFSET HOLE, WITHOUT PROJECTIONS**  
TAB WELD NUTS (.812" TAB BASE)

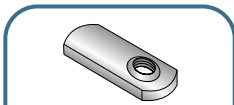
18-8 Stainless Steel

Part #	Size	Ctn Qty	Wght Lbs/M	Part #	Size	Ctn Qty	Wght Lbs/M
14NWS1SS	14-20	1,000	12.00	15NWS1SS	14-28	1,000	12.00

**Square Weld Nuts to  
DIN 928, A2 Stainless:**

*See Page 12.*

18-8 Stainless Steel




**OFFSET HOLE, WITHOUT PROJECTIONS**  
TAB WELD NUTS (1 1/8" TAB BASE)

18-8 Stainless Steel

Part #	Size	Ctn Qty	Wght Lbs/M	Part #	Size	Ctn Qty	Wght Lbs/M
31NWS1SS	5/16-18	1,000	20.00	37NWS1SS	3/8-16	1,000	23.00
32NWS1SS	5/16-24	1,000	20.00	38NWS1SS	3/8-24	1,000	23.00

303/304 Stainless Steel



One Setting Tool is included in each box

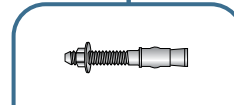
**DROP-IN ANCHORS**

Internally Threaded

Anchor is installed with a like-sized setting tool  
Anchor Body & Expander Plug: Type 303 or 304 Stainless Steel

Part #	Size	Ctn Qty	Wght Lbs/C	Part #	Size	Ctn Qty	Wght Lbs/C
14ADR188	1/4-20	100	2.00	62ADR188	5/8-11	25	32.00
37ADR188	3/8-16	50	6.00	75ADR188	3/4-10	10	48.00
50ADR188	1/2-13	50	12.00				

304 Stainless Steel



**WEDGE ANCHORS**

Threaded Style  
Nut and Washer Included

Part #	Size	Ctn Qty	Wght Lbs/C	Part #	Size	Ctn Qty	Wght Lbs/C
1428AWG188	1/4X1 3/4	100	3.00	6256AWG188	5/8X3 1/2	25	40.00
1436AWG188	1/4X2 1/4	100	3.50	6272AWG188	5/8X4 1/2	25	54.00
1452AWG188	1/4X3 1/4	100	7.75	6280AWG188	5/8X5	25	57.00
				6296AWG188	5/8X6	25	64.00
3736AWG188	3/8X2 1/4	50	8.75	62112AWG188	5/8X7	25	72.00
3748AWG188	3/8X3	50	10.75	62136AWG188	5/8X8 1/2	25	84.00
3756AWG188	3/8X3 1/2	50	11.50	62160AWG188	5/8X10	10	90.40
3760AWG188	3/8X3 3/4	50	12.75	62192AWG188	5/8X12	10	108.00
3780AWG188	3/8X5	50	15.50				
37104AWG188	3/8X6 1/2	50	26.00	7568AWG188	3/4X4 1/4	20	70.00
				7576AWG188	3/4X4 3/4	20	76.00
5044AWG188	1/2X2 3/4	50	18.00	7588AWG188	3/4X5 1/2	20	85.00
5060AWG188	1/2X3 3/4	50	23.00	75100AWG188	3/4X6 1/4	20	95.00
5068AWG188	1/2X4 1/4	50	26.00	75112AWG188	3/4X7	20	105.00
5088AWG188	1/2X5 1/2	50	32.00	75136AWG188	3/4X8 1/2	10	120.00
50112AWG188	1/2X7	25	44.00	75160AWG188	3/4X10	10	135.00
50136AWG188	1/2X8 1/2	25	49.20	75192AWG188	3/4X12	10	160.00
50160AWG188	1/2X10	25	57.60				
50192AWG188	1/2X12	25	68.80				

**Domestic Socket Cap**

**Screws at Packaged**

**Quantities:**

*See Page 91.*

