

18-8 Stainless Steel

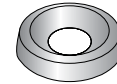


**FLAT STAINLESS
SPRING NUTS**

Also referred to as "Speed Nuts"
Manufactured from 18-8 Stainless Steel

Part #	Tinnerman® Part #	Ctn Qty	Wght Lbs/M	Part #	Tinnerman® Part #	Ctn Qty	Wght Lbs/M
145228	C105SS-440-4	5,000	0.35				

18-8 Stainless Steel

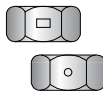


**COUNTERSUNK FINISHING
WASHERS**

To be used with Flat Head or Oval Head Screws

Part #	Size	Ctn Qty	Wght Lbs/M	Part #	Size	Ctn Qty	Wght Lbs/M
04WC188	4	10,000	0.49	12WC188	12	4,000	2.00
06WC188	6	10,000	0.80	14WC188	1/4	2,500	2.40
08WC188	8	10,000	1.00	31WC188	5/16	1,500	3.90
10WC188	10	8,000	1.50	37WC188	3/8	1,000	6.30

18-8 Stainless Steel,
Passivated & Waxed

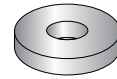


**TWO WAY REVERSIBLE
LOCK NUTS (COARSE THREAD)**

Finished Pattern
Can have 2 or 3 indentations on the flat sides of the nut equidistant from each other

Part #	Size	Ctn Qty	Wght Lbs/M	Part #	Size	Ctn Qty	Wght Lbs/M
14NY188	1/4-20	1,000	7.24	37NY188	3/8-16	500	15.50
31NY188	5/16-18	750	10.48	50NY188	1/2-13	200	35.08

18-8 Stainless Steel



**STANDARD FLAT
WASHERS**

18-8 Stainless Steel

Part #	Size	Ctn Qty	Wght Lbs/M	Part #	Size	Ctn Qty	Wght Lbs/M
1410WF188	1/4X5/8X.05	5,000	2.70	4318WF188	7/16X1 1/8X.06	2,000	13.00
1412WF188	1/4X3/4X.05	1,000	3.00	5020WF188	1/2X1 1/4X.06	1,000	16.00
3110WF188	5/16X5/8X.05	1,000	4.00	6224WF188	5/8X1 1/2X.08	500	30.00
3112WF188	5/16X3/4X.05	5,000	4.36	7528WF188	3/4X1 3/4X.11	500	52.00
3114WF188	5/16X7/8X.05	1,000	5.20	8732WF188	7/8X2X.11	300	68.00
3116WF188	5/16X1X.05	1,000	6.40	10032WF188	1X2X.12	100	63.00
3712WF188	3/8X3/4X.05	1,000	4.05				
3714WF188	3/8X7/8X.05	3,000	6.15				
3716WF188	3/8X1X.05	2,000	8.50				

18-8 Stainless Steel



**COLD FORGED
WING NUTS**

Manufactured to ASME B18.17 dimensions

Part #	Size	Ctn Qty	Wght Lbs/M	Part #	Size	Ctn Qty	Wght Lbs/M
06NWC188	6-32	500	3.80	14NWC188	1/4-20	500	11.92
08NWC188	8-32	500	5.80	31NWC188	5/16-18	200	16.02
10NWC188	10-24	500	6.67	37NWC188	3/8-16	200	25.96
11NWC188	10-32	500	6.64	50NWC188	1/2-13	100	58.04

316 Stainless Steel



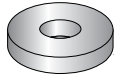
**STANDARD FLAT
WASHERS**

316 Stainless Steel

Part #	Size	Ctn Qty	Wght Lbs/M	Part #	Size	Ctn Qty	Wght Lbs/M
1410WF316	1/4X5/8X.04	5,000	3.09	6220WF316	5/8X1 1/4X.07	500	30.00
1411WF316	1/4X11/16X.04	5,000	4.10	6224WF316	5/8X1 1/2X.07	500	28.00
3112WF316	5/16X3/4X.04	5,000	4.36	7528WF316	3/4X1 3/4X.1	500	41.00
3714WF316	3/8X7/8X.04	3,000	6.00	8732WF316	7/8X2X.1	300	64.00
3716WF316	3/8X1X.04	2,000	8.50	8736WF316	7/8X2 1/4X.1	100	90.00
5020WF316	1/2X1 1/4X.06	1,000	16.00	10032WF316	1X2X.12	100	61.25
				10040WF316	1X2 1/2X.12	100	110.21



18-8 Stainless Steel

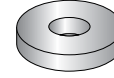


**FLAT USS
WASHERS**

Manufactured to ASME B18.22.1 dimensions

Part #	Size	Ctn Qty	Wght Lbs/M	Part #	Size	Ctn Qty	Wght Lbs/M
10WUSS188	#10	5,000	2.90	50WUSS188	1/2	500	38.50
14WUSS188	1/4 INCH	1,000	6.70	62WUSS188	5/8	500	77.00
31WUSS188	5/16	1,000	11.50	75WUSS188	3/4	500	110.00
37WUSS188	3/8	1,000	14.90				

316 Stainless Steel

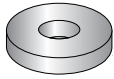


**FLAT SAE
WASHERS**

Manufactured to ASME B18.22.1 dimensions

Part #	Size	Ctn Qty	Wght Lbs/M	Part #	Size	Ctn Qty	Wght Lbs/M
10WSAE316	#10	5,000	1.67	50WSAE316	1/2	500	14.40
14WSAE316	1/4	1,000	3.89	62WSAE316	5/8	300	21.20
31WSAE316	5/16	1,000	4.32	75WSAE316	3/4	200	37.60
37WSAE316	3/8	1,000	6.13				

316 Stainless Steel

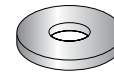


**FLAT USS
WASHERS**

Manufactured to ASME B18.22.1 dimensions

Part #	Size	Ctn Qty	Wght Lbs/M	Part #	Size	Ctn Qty	Wght Lbs/M
10WUSS316	#10	5,000	2.90	37WUSS316	3/8	1,000	14.90
14WUSS316	1/4	1,000	6.70	50WUSS316	1/2	500	38.50
31WUSS316	5/16	1,000	11.50				

18-8 Stainless Steel

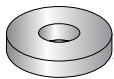


**FENDER
WASHERS**

Used when an extra wide bearing surface is required
18-8 Stainless Steel

Part #	Size	Ctn Qty	Wght Lbs/M	Part #	Size	Ctn Qty	Wght Lbs/M
1011WF188	10X11/16X.05	5,000	13.20	3720WF188	3/8X1 1/4X.05	1,000	11.50
1016WF188	10X1X.05	5,000	14.29	3724WF188	3/8X1 1/2X.06	1,000	30.30
1020WF188	10X1 1/4X.05	3,000	15.00	3728WF188	3/8X1 3/4X.06	800	36.30
1024WF188	10X1 1/2X.05	1,500	9.50	3732WF188	3/8X2X.06	500	34.00
1416WF188	1/4X1X.05	3,000	14.65	5024WF188	1/2X1 1/2X.06	500	18.00
1420WF188	1/4X1 1/4X.05	3,000	21.74	5028WF188	1/2X1 3/4X.06	500	35.55
1424WF188	1/4X1 1/2X.06	1,000	23.50	5032WF188	1/2X2X.06	500	52.63
1432WF188	1/4X2X.06	1,000	50.45	5040WF188	1/2X2 1/2X.06	500	76.00
3120WF188	5/16X1 1/4X.05	1,000	20.83	6232WF188	5/8X2X.07	500	43.50
3124WF188	5/16X1 1/2X.06	1,000	31.25	7532WF188	3/4X2X.07	500	52.00
3128WF188	5/16X1 3/4X.06	1,000	37.60				
3132WF188	5/16X2X.06	1,000	48.45				

18-8 Stainless Steel

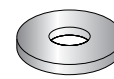


**FLAT SAE
WASHERS**

Manufactured to ASME B18.22.1 dimensions

Part #	Size	Ctn Qty	Wght Lbs/M	Part #	Size	Ctn Qty	Wght Lbs/M
04WSAE188	#4	5,000	1.00	31WSAE188	5/16	1,000	1.00
06WSAE188	#6	5,000	1.00	37WSAE188	3/8	1,000	6.00
08WSAE188	#8	5,000	1.00	50WSAE188	1/2	500	14.00
10WSAE188	#10	5,000	1.00	75WSAE188	3/4	500	1.00
14WSAE188	1/4	1,000	1.00				

316 Stainless Steel



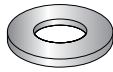
**FENDER
WASHERS**

Used when an extra wide bearing surface is required
316 Stainless Steel

Part #	Size	Ctn Qty	Wght Lbs/M	Part #	Size	Ctn Qty	Wght Lbs/M
1416WF316	1/4X1	3,000	14.65	3720WF316	3/8X1 1/4	1,000	11.50
1420WF316	1/4X1 1/4	3,000	21.70	3724WF316	3/8X1 1/2	1,000	30.30
3116WF316	5/16X1	1,000	6.40	5024WF316	1/2X1 1/2	500	18.00
3120WF316	5/16X1 1/4	1,000	20.83	5032WF316	1/2X2	500	52.63
3124WF316	5/16X1 1/2	1,000	31.25	8740WF316	7/8X2 1/2	100	68.00



18-8 Stainless Steel

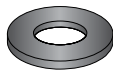


MACHINE SCREW WASHERS

18-8 Stainless Steel

Part #	Size	Ctn Qty	Wght Lbs/M	Part #	Size	Ctn Qty	Wght Lbs/M
02WM188	2	5,000	0.25	10WM188	10	5,000	0.95
04WM188	4	5,000	0.36	12WM188	12	5,000	1.50
06WM188	6	5,000	0.67	14WM188	1/4	1,000	2.48
08WM188	8	5,000	0.78				

18-8 Stainless Steel with Black Oxide Finish



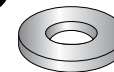
MACHINE SCREW WASHERS

18-8 Stainless Steel With Black Oxide Finish

Part #	Size	Ctn Qty	Wght Lbs/M	Part #	Size	Ctn Qty	Wght Lbs/M
04WM188B	4	5,000	0.36	10WM188B	10	5,000	0.90
06WM188B	6	5,000	0.67	14WM188B	1/4	1,000	2.96
08WM188B	8	5,000	0.63				

300-Series Stainless

NEW!



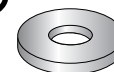
FLAT TYPE B-NARROW SERIES WASHERS

All Items are manufactured in the U.S.A.
Manufactured to ASME B18.21.1 specifications
300-Series Stainless Steel / DFARS-Compliant

Part #	Size	Ctn Qty	Wght Lbs/M	Part #	Size	Ctn Qty	Wght Lbs/M
0WFBN300	0	10,000	0.05	31WFBN300	0.312	2,000	3.75
01WFBN300	1	10,000	0.10	37WFBN300	0.375	2,000	4.71
02WFBN300	2	10,000	0.13	43WFBN300	0.4375	1,000	7.06
03WFBN300	3	10,000	0.21	50WFBN300	0.5	1,000	9.30
04WFBN300	4	10,000	0.32	56WFBN300	0.5625	500	11.60
05WFBN300	5	10,000	0.38	62WFBN300	0.625	250	24.83
06WFBN300	6	10,000	0.50	75WFBN300	0.75	200	26.75
08WFBN300	8	10,000	0.93	87WFBN300	0.875	250	27.33
10WFBN300	10	10,000	1.06	100WFBN300	1	100	42.50
12WFBN300	12	5,000	1.17	112WFBN300	1.125	100	56.75
14WFBN300	0.25	5,000	2.08				

300-Series Stainless

NEW!



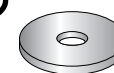
FLAT TYPE B-REGULAR SERIES WASHERS

All Items are manufactured in the U.S.A.
Manufactured to ASME B18.21.1 specifications
300-Series Stainless Steel / DFARS-Compliant

Part #	Size	Ctn Qty	Wght Lbs/M	Part #	Size	Ctn Qty	Wght Lbs/M
0WFBR300	0	10,000	0.14	31WFBR300	0.312	1,000	8.44
01WFBR300	1	10,000	0.20	37WFBR300	0.375	1,000	10.93
02WFBR300	2	10,000	0.36	43WFBR300	0.4375	500	14.00
03WFBR300	3	10,000	0.58	50WFBR300	0.5	250	28.67
04WFBR300	4	10,000	1.09	56WFBR300	0.5625	250	41.00
05WFBR300	5	10,000	1.25	62WFBR300	0.625	200	58.33
06WFBR300	6	5,000	1.46	75WFBR300	0.75	100	73.75
08WFBR300	8	5,000	1.92	87WFBR300	0.875	50	144.50
10WFBR300	10	5,000	2.44	100WFBR300	1	50	178.50
12WFBR300	12	2,000	3.93	112WFBR300	1.125	25	205.75
14WFBR300	0.25	2,000	5.86				

300-Series Stainless

NEW!



FLAT TYPE B-WIDE SERIES WASHERS

All Items are manufactured in the U.S.A.
Manufactured to ASME B18.21.1 specifications
300-Series Stainless Steel / DFARS-Compliant

Part #	Size	Ctn Qty	Wght Lbs/M	Part #	Size	Ctn Qty	Wght Lbs/M
0WFBW300	0	10,000	0.28	14WFBW300	0.25	1,000	12.07
01WFBW300	1	10,000	0.50	31WFBW300	0.312	1,000	14.70
02WFBW300	2	10,000	0.70	37WFBW300	0.375	250	31.13
03WFBW300	3	5,000	1.35	43WFBW300	0.4375	250	43.17
04WFBW300	4	5,000	1.53	50WFBW300	0.5	200	61.50
05WFBW300	5	10,000	2.10	56WFBW300	0.5625	100	81.25
06WFBW300	6	5,000	2.58	62WFBW300	0.625	100	162.25
08WFBW300	8	2,000	4.83	75WFBW300	0.75	50	194.25
10WFBW300	10	2,000	6.35	87WFBW300	0.875	50	226.00
12WFBW300	12	1,000	9.06				

We also carry Military-Grade

Flat Washers to **MS15795:**

300-series Stainless &

300-series SS with Black Oxide Finish.

See page 20.



18-8 Stainless Steel



**REGULAR SPLIT
LOCKWASHERS**

Made from SAE J405 302-305 Stainless Steel
Manufactured to ASME B18.21.1 dimensions

Part #	Size	Ctn Qty	Wght Lbs/M	Part #	Size	Ctn Qty	Wght Lbs/M
02WS188	2	10,000	0.11	37WS188	3/8	3,000	6.20
04WS188	4	10,000	0.22	43WS188	7/16	500	9.06
06WS188	6	10,000	0.30	50WS188	1/2	1,000	12.68
08WS188	8	10,000	0.49	62WS188	5/8	500	23.60
10WS188	10	10,000	0.70	75WS188	3/4	100	38.70
12WS188	12	5,000	1.10	87WS188	7/8	100	59.80
14WS188	1/4	5,000	2.40	100WS188	1	50	86.50
31WS188	5/16	3,000	4.00				

18-8 Stainless Steel



**HEAVY SPLIT
LOCKWASHERS**

Made from SAE J405 302-305 Stainless Steel
Manufactured to ASME B18.21.1 dimensions

Part #	Size	Ctn Qty	Wght Lbs/M	Part #	Size	Ctn Qty	Wght Lbs/M
10WSV188	#10	7,500	0.80	43WSV188	7/16	2,125	10.93
14WSV188	1/4	8,750	2.69	50WSV188	1/2	1,500	15.22
31WSV188	5/16	5,000	4.75	62WSV188	5/8	800	27.80
37WSV188	3/8	3,125	7.38	75WSV188	3/4	450	45.85

18-8 Stainless Steel
with Black Oxide Finish



**REGULAR SPLIT
LOCKWASHERS**

Made from SAE J405 302-305 Stainless Steel
Manufactured to ASME B18.21.1 dimensions

Part #	Size	Ctn Qty	Wght Lbs/M	Part #	Size	Ctn Qty	Wght Lbs/M
02WS188B	#2	10,000	0.10	10WS188B	10	10,000	0.60
04WS188B	4	10,000	0.16	14WS188B	1/4	5,000	2.15
06WS188B	6	10,000	0.26	31WS188B	5/16	3,000	3.58
08WS188B	8	10,000	0.39	37WS188B	3/8	3,000	5.79

18-8 Stainless Steel



**HIGH COLLAR SPLIT
LOCKWASHERS**

To be used with Socket Cap Screws
Hardness: Rockwell C35 - 43 (all sizes thru 5/8")
Manufactured to ASME B18.21.1 specifications

Part #	Size	Ctn Qty	Wght Lbs/M	Part #	Size	Ctn Qty	Wght Lbs/M
02WSH188	2	2,500	0.08	14WSH188	1/4	2,500	1.05
04WSH188	4	2,500	0.05	31WSH188	5/16	2,500	2.00
06WSH188	6	2,500	0.15	37WSH188	3/8	2,500	3.90
08WSH188	8	2,500	0.39	43WSH188	7/16	2,500	6.00
10WSH188	10	2,500	0.46	50WSH188	1/2	2,250	9.13

316 Stainless Steel



**REGULAR SPLIT
LOCKWASHERS**

Made from SAE J405 302-305 Stainless Steel
Manufactured to ASME B18.21.1 dimensions

Part #	Size	Ctn Qty	Wght Lbs/M	Part #	Size	Ctn Qty	Wght Lbs/M
02WS316	2	1,000	0.11	31WS316	5/16	1,000	3.88
04WS316	4	1,000	0.19	37WS316	3/8	500	6.02
06WS316	6	1,000	0.28	50WS316	1/2	500	12.68
08WS316	8	1,000	0.35	62WS316	5/8	100	23.60
10WS316	10	1,000	0.83	75WS316	3/4	100	37.56
14WS316	1/4	1,000	2.15				

410 Stainless Steel



**EXTERNAL TOOTH
LOCKWASHERS**

Hardness: Rockwell C40 - 50
Manufactured to ASME B18.21.1 dimensions

Part #	Size	Ctn Qty	Wght Lbs/M	Part #	Size	Ctn Qty	Wght Lbs/M
02WE410	2	10,000	0.04	14WE410	1/4	5,000	0.65
04WE410	4	10,000	0.10	31WE410	5/16	5,000	1.06
06WE410	6	10,000	0.15	37WE410	3/8	2,000	1.50
08WE410	8	10,000	0.19	43WE410	7/16	2,000	1.59
10WE410	10	10,000	0.39				

NEW Type-B Flat Washers in 300-series Stainless:

- Available in **Narrow** and **Regular** Series in nominal sizes from 0 thru 1 1/8"
- Also available in **Wide** Series in nominal sizes from 0 thru 7/8"

- See page 69 -



18-8 Stainless Steel



**EXTERNAL TOOTH
LOCKWASHERS**

Annealed: Rockwell B88 minimum, 1/4 hard thru full hard: Rockwell C 20-45
Manufactured to ASME B18.21.1 specifications

Part #	Size	Ctn Qty	Wght Lbs/M	Part #	Size	Ctn Qty	Wght Lbs/M
02WE188	#2	10,000	0.04	14WE188	1/4	5,000	0.66
04WE188	#4	10,000	0.09	31WE188	5/16	5,000	1.30
06WE188	#6	10,000	0.19	37WE188	3/8	2,000	1.38
08WE188	#8	10,000	0.31	50WE188	1/2	2,000	2.90
10WE188	#10	10,000	0.39	75WE188	3/4	1,000	6.60
12WE188	#12	5,000	0.58				

18-8 Stainless Steel



**INTERNAL TOOTH
LOCKWASHERS**

Annealed: Rockwell B88 minimum, 1/4 hard thru full hard: Rockwell C 20-45
Manufactured to ASME B18.21.1 specifications

Part #	Size	Ctn Qty	Wght Lbs/M	Part #	Size	Ctn Qty	Wght Lbs/M
02WI188	#2	10,000	0.05	31WI188	5/16	5,000	1.17
04WI188	#4	10,000	0.13	37WI188	3/8	2,000	1.91
06WI188	#6	10,000	0.18	50WI188	1/2	2,000	3.40
08WI188	#8	10,000	0.23	56WI188	9/16	1,000	3.71
10WI188	#10	10,000	0.32	62WI188	5/8	1,000	5.07
12WI188	#12	5,000	0.58	75WI188	3/4	1,000	6.50
14WI188	1/4	5,000	0.58				

18-8 Stainless Steel with
Black Oxide Finish



**EXTERNAL TOOTH
LOCKWASHERS**

Annealed: Rockwell B88 minimum, 1/4 hard thru full hard: Rockwell C 20-45
Manufactured to ASME B18.21.1 specifications

Part #	Size	Ctn Qty	Wght Lbs/M	Part #	Size	Ctn Qty	Wght Lbs/M
04WE188B	#4	10,000	0.09	14WE188B	1/4	5,000	0.66
06WE188B	#6	10,000	0.20	31WE188B	5/16	5,000	1.30
08WE188B	#8	10,000	0.30	37WE188B	3/8	2,000	1.37
10WE188B	#10	10,000	0.37				

18-8 Stainless Steel



**COMBINATION TOOTH
LOCKWASHERS**

Annealed: Rockwell B88 minimum, 1/4 hard thru full hard: Rockwell C 20-45
Manufactured to ASME B18.21.1 specifications

Part #	Size	Ctn Qty	Wght Lbs/M	Part #	Size	Ctn Qty	Wght Lbs/M
04WEI188	#4	5,000	0.63	14WEI188	1/4	5,000	2.75
06WEI188	6	5,000	0.76	31WEI188	5/16	3,750	3.88
08WEI188	8	5,000	1.46	37WEI188	3/8	500	4.44
10WEI188	10	5,000	1.45	50WEI188	1/2	500	8.07

410 Stainless Steel

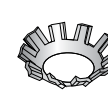


**INTERNAL TOOTH
LOCKWASHERS**

Hardness: Rockwell C40 - 50
Manufactured to ASME B18.21.1 dimensions

Part #	Size	Ctn Qty	Wght Lbs/M	Part #	Size	Ctn Qty	Wght Lbs/M
02WI410	2	10,000	0.05	12WI410	12	5,000	0.42
04WI410	4	10,000	0.13	14WI410	1/4	5,000	0.62
06WI410	6	10,000	0.18	31WI410	5/16	5,000	1.14
08WI410	8	10,000	0.26	37WI410	3/8	2,000	1.79
10WI410	10	10,000	0.36	62WI410	5/8	2,000	5.65

18-8 Stainless Steel



**COUNTERSUNK EXTERNAL TOOTH
LOCKWASHERS**

Annealed: Rockwell B88 minimum, 1/4 hard thru full hard: Rockwell C 20-45
Manufactured to ASME B18.21.1 specifications

Part #	Size	Ctn Qty	Wght Lbs/M	Part #	Size	Ctn Qty	Wght Lbs/M
06WEC188	6	1,000	0.16	12WEC188	12	1,000	0.52
08WEC188	8	1,000	0.25	14WEC188	1/4	1,000	0.60
10WEC188	10	1,000	0.45				

NEW—

Metric Sems Screws to ISO 7045 in A2 Stainless:
Pan Phillips Internal Tooth Washer & Split Lock Washer

See page 7.

