

18-8 Stainless Steel



**PAN SIX LOBE MACHINE SCREWS**

Fully Threaded

Part #	Size	Ctn Qty	Wght Lbs/M	Part #	Size	Ctn Qty	Wght Lbs/M
-002MTP188	0-80X1/8	4,000	0.14	1004MTP188	10-24X1/4	4,500	3.70
-003MTP188	0-80X3/16	4,000	0.17	1006MTP188	10-24X3/8	3,000	4.66
-004MTP188	0-80X1/4	4,000	0.21	1008MTP188	10-24X1/2	3,000	5.58
-0053MTP188	0-80X5/32	4,000	0.16	1010MTP188	10-24X5/8	2,000	6.08
0202MTP188	2-56X1/8	5,000	0.35	1012MTP188	10-24X3/4	2,000	6.97
0203MTP188	2-56X3/16	5,000	0.46	1016MTP188	10-24X1	2,500	8.27
0204MTP188	2-56X1/4	5,000	0.53	1024MTP188	10-24X1 1/2	1,000	11.06
0205MTP188	2-56X5/16	5,000	0.55	1032MTP188	10-24X2	750	14.01
0206MTP188	2-56X3/8	5,000	0.69	1104MTP188	10-32X1/4	4,500	3.93
0207MTP188	2-56X7/16	5,000	0.72	1105MTP188	10-32X5/16	4,000	4.46
0208MTP188	2-56X1/2	5,000	0.80	1106MTP188	10-32X3/8	3,000	4.20
0403MTP188	4-40X3/16	5,000	0.85	1108MTP188	10-32X1/2	3,000	5.79
0404MTP188	4-40X1/4	5,000	0.98	1110MTP188	10-32X5/8	2,000	6.38
0405MTP188	4-40X5/16	5,000	1.16	1112MTP188	10-32X3/4	2,000	7.14
0406MTP188	4-40X3/8	5,000	1.25	1116MTP188	10-32X1	2,000	8.76
0407MTP188	4-40X7/16	5,000	1.32	1120MTP188	10-32X1 1/4	1,500	9.94
0408MTP188	4-40X1/2	5,000	1.44	1124MTP188	10-32X1 1/2	1,500	11.62
0410MTP188	4-40X5/8	5,000	1.70	1408MTP188	1/4-20X1/2	1,000	10.97
0412MTP188	4-40X3/4	5,000	1.94	1412MTP188	1/4-20X3/4	1,000	13.34
0416MTP188	4-40X1	5,000	2.45	1416MTP188	1/4-20X1	1,000	16.50
0506MTP188	5-40X3/8	5,000	1.65	1424MTP188	1/4-20X1 1/2	625	21.25
0508MTP188	5-40X1/2	5,000	1.99	1432MTP188	1/4-20X2	500	26.50
0603MTP188	6-32X3/16	5,000	1.48	1440MTP188	1/4-20X2 1/2	500	31.16
0604MTP188	6-32X1/4	5,000	1.61	1448MTP188	1/4-20X3	500	36.18
0605MTP188	6-32X5/16	5,000	1.86	3116MTP188	5/16-18X1	300	28.60
0606MTP188	6-32X3/8	5,000	2.06	3112MTP188	5/16-18X3/4	400	24.80
0607MTP188	6-32X7/16	5,000	2.24	3124MTP188	5/16-18X1 1/2	250	37.80
0608MTP188	6-32X1/2	5,000	2.35	3712MTP188	3/8-16X3/4	250	38.50
0610MTP188	6-32X5/8	5,000	2.69	3716MTP188	3/8-16X1	200	45.00
0612MTP188	6-32X3/4	5,000	3.06	3720MTP188	3/8-16X1 1/4	175	50.00
0616MTP188	6-32X1	4,500	3.95	3724MTP188	3/8-16X1 1/2	150	55.70
0620MTP188	6-32X1 1/4	3,500	4.60	3728MTP188	3/8-16X1 3/4	150	61.70
0624MTP188	6-32X1 1/2	3,000	5.32	3732MTP188	3/8-16X2	125	68.50
0803MTP188	8-32X3/16	5,000	2.55				
0804MTP188	8-32X1/4	5,000	2.95				
0805MTP188	8-32X5/16	5,000	3.03				
0806MTP188	8-32X3/8	5,000	3.29				
0807MTP188	8-32X7/16	5,000	3.50				
0808MTP188	8-32X1/2	5,000	3.83				
0810MTP188	8-32X5/8	4,000	4.57				
0812MTP188	8-32X3/4	4,000	5.08				
0816MTP188	8-32X1	2,500	6.08				
0820MTP188	8-32X1 1/4	2,000	7.13				
0824MTP188	8-32X1 1/2	1,500	8.29				

Black Oxide over 18-8 Stainless Steel

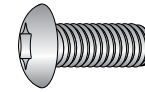


**PAN SIX LOBE MACHINE SCREWS**

Manufactured to ASME B18.6.3 dimensions Fully Threaded

Part #	Size	Ctn Qty	Wght Lbs/M	Part #	Size	Ctn Qty	Wght Lbs/M
0202MTP188B	2-56X1/8	5,000	0.34	1008MTP188B	10-24X1/2	3,000	5.42
0203MTP188B	2-56X3/16	5,000	0.40	1010MTP188B	10-24X5/8	2,000	6.00
0204MTP188B	2-56X1/4	5,000	0.50	1012MTP188B	10-24X3/4	2,000	6.75
0403MTP188B	4-40X3/16	5,000	0.83	1104MTP188B	10-32X1/4	4,500	4.06
0404MTP188B	4-40X1/4	5,000	1.19	1106MTP188B	10-32X3/8	3,000	4.80
0405MTP188B	4-40X5/16	5,000	1.09	1108MTP188B	10-32X1/2	3,000	5.64
0406MTP188B	4-40X3/8	5,000	1.20	1110MTP188B	10-32X5/8	2,000	6.40
0408MTP188B	4-40X1/2	5,000	1.40	1112MTP188B	10-32X3/4	2,000	7.17
0603MTP188B	6-32X3/16	5,000	1.46	1408MTP188B	1/4-20X1/2	1,000	10.67
0604MTP188B	6-32X1/4	5,000	1.60	1412MTP188B	1/4-20X3/4	1,000	13.50
0605MTP188B	6-32X5/16	5,000	1.80	1416MTP188B	1/4-20X1	1,000	16.50
0606MTP188B	6-32X3/8	5,000	2.00				
0608MTP188B	6-32X1/2	5,000	2.39				
0806MTP188B	8-32X3/8	5,000	3.19				
0808MTP188B	8-32X1/2	5,000	3.80				
0810MTP188B	8-32X5/8	4,000	4.39				
0812MTP188B	8-32X3/4	4,000	4.92				

18-8 Stainless Steel

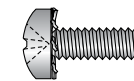


**TRUSS SIX LOBE MACHINE SCREWS**

Manufactured to ASME B18.6.3 dimensions Fully Threaded

Part #	Size	Ctn Qty	Wght Lbs/M	Part #	Size	Ctn Qty	Wght Lbs/M
1006MTT188	10-24X3/8	3,500	4.90	1406MTT188	1/4-20X3/8	1,500	9.70
1008MTT188	10-24X1/2	3,500	5.88	1408MTT188	1/4-20X1/2	1,500	10.93
1010MTT188	10-24X5/8	3,000	6.60	1410MTT188	1/4-20X5/8	1,500	12.25
1012MTT188	10-24X3/4	2,500	7.30	1412MTT188	1/4-20X3/4	1,250	13.60
1016MTT188	10-24X1	1,000	8.70	1416MTT188	1/4-20X1	1,000	16.10
1106MTT188	10-32X3/8	4,000	5.48	1420MTT188	1/4-20X1 1/4	500	18.60
1108MTT188	10-32X1/2	3,500	6.20	3108MTT188	5/16-18X1/2	400	18.70
1110MTT188	10-32X5/8	3,000	7.00	3110MTT188	5/16-18X5/8	300	20.30
1112MTT188	10-32X3/4	2,500	7.67	3112MTT188	5/16-18X3/4	300	24.00
1116MTT188	10-32X1	2,000	9.30	3116MTT188	5/16-18X1	300	27.80
				3712MTT188	3/8-16X3/4	400	36.00
				3716MTT188	3/8-16X1	200	41.30

410 Stainless Steel



**PAN PHILLIPS EXTERNAL SEMS MACHINE SCREWS**

Manufactured to ASME B18.13 dimensions Fully Threaded

Part #	Size	Ctn Qty	Wght Lbs/M	Part #	Size	Ctn Qty	Wght Lbs/M
0404EPP410	4-40X1/4	5,000	1.08	0604EPP410	6-32X1/4	5,000	1.83
0406EPP410	4-40X3/8	5,000	1.16	0606EPP410	6-32X3/8	5,000	2.26

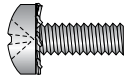
**Did you know?**

We now carry *Six-Lobe Button Head Cap Screws* in A2 SS to **ISO 7380**.

See page 10.



Stainless Steel\*



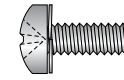
**PAN PHILLIPS EXTERNAL SEMS MACHINE SCREWS**

Manufactured to ASME B18.13 dimensions  
Fully Threaded

\*Machine Screw: 18-8 Stainless Steel / Washer: 410 Stainless Steel

Part #	Size	Ctn Qty	Wght Lbs/M	Part #	Size	Ctn Qty	Wght Lbs/M
0204EPP188	2-56X1/4	5,000	0.53	0808EPP188	8-32X1/2	5,000	3.90
0205EPP188	2-56X5/16	5,000	0.61	0810EPP188	8-32X5/8	5,000	4.50
0206EPP188	2-56X3/8	5,000	0.69	0812EPP188	8-32X3/4	3,000	5.07
				0814EPP188	8-32X7/8	2,500	5.69
0403EPP188	4-40X3/16	5,000	0.90	1006EPP188	10-24X3/8	5,000	5.19
0404EPP188	4-40X1/4	5,000	1.00	1008EPP188	10-24X1/2	5,000	5.50
0405EPP188	4-40X5/16	5,000	1.20	1010EPP188	10-24X5/8	4,000	6.30
0406EPP188	4-40X3/8	5,000	1.30	1012EPP188	10-24-3/4	4,000	7.06
0408EPP188	4-40X1/2	5,000	1.60				
0410EPP188	4-40X5/8	5,000	1.80	1105EPP188	10-32X5/16	4,000	4.88
				1106EPP188	10-32X3/8	5,000	5.19
0603EPP188	6-32X3/16	5,000	1.65	1108EPP188	10-32X1/2	5,000	5.77
0604EPP188	6-32X1/4	5,000	1.70	1110EPP188	10-32X5/8	5,000	6.78
0605EPP188	6-32X5/16	5,000	1.90	1112EPP188	10-32X3/4	5,000	7.57
0606EPP188	6-32X3/8	5,000	2.10	1116EPP188	10-32X1	5,000	8.90
0608EPP188	6-32X1/2	5,000	2.40				
0610EPP188	6-32X5/8	5,000	2.90	1406EPP188	1/4-20X3/8	1,500	10.25
0612EPP188	6-32X3/4	4,000	3.20	1408EPP188	1/4-20X1/2	1,500	11.67
0614EPP188	6-32X7/8	4,000	3.50	1410EPP188	1/4-20X5/8	500	12.80
0620EPP188	6-32X1 1/4	3,500	4.35	1412EPP188	1/4-20X3/4	500	14.10
0624EPP188	6-32X1 1/2	3,000	5.38	1416EPP188	1/4-20X1	500	16.70
				1420EPP188	1/4-20X1 1/4	500	18.88
0804EPP188	8-32X1/4	5,000	2.80	1432EPP188	1/4-20X2	500	26.67
0805EPP188	8-32X5/16	5,000	3.10				
0806EPP188	8-32X3/8	5,000	3.40				

18-8 Stainless Steel

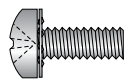


**PAN PHILLIPS SPLIT LOCKWASHER SEMS MACHINE SCREWS**

Manufactured to ASME B18.13 dimensions  
Fully Threaded

Part #	Size	Ctn Qty	Wght Lbs/M	Part #	Size	Ctn Qty	Wght Lbs/M
0203SPP188	2-56X3/16	5,000	0.50	0603SPP188	6-32X3/16	5,000	1.79
0204SPP188	2-56X1/4	5,000	0.58	0604SPP188	6-32X1/4	5,000	1.78
0205SPP188	2-56X5/16	5,000	0.67	0605SPP188	6-32X5/16	5,000	2.00
0206SPP188	2-56X3/8	5,000	0.73	0606SPP188	6-32X3/8	5,000	2.21
0207SPP188	2-56X7/16	5,000	0.80	0607SPP188	6-32X7/16	5,000	2.58
0208SPP188	2-56X1/2	5,000	0.88	0608SPP188	6-32X1/2	5,000	2.64
0210SPP188	2-56X5/8	5,000	0.85	0610SPP188	6-32X5/8	5,000	2.80
				0612SPP188	6-32X3/4	4,000	3.20
0403SPP188	4-40X3/16	5,000	0.96				
0404SPP188	4-40X1/4	5,000	1.00	0804SPP188	8-32X1/4	5,000	2.80
0405SPP188	4-40X5/16	5,000	1.20	0806SPP188	8-32X3/8	5,000	3.63
0406SPP188	4-40X3/8	5,000	1.30	0808SPP188	8-32X1/2	5,000	4.10
0407SPP188	4-40X7/16	5,000	1.58	0810SPP188	8-32X5/8	5,000	4.50
0408SPP188	4-40X1/2	5,000	1.60	0812SPP188	8-32X3/4	5,000	5.00
0410SPP188	4-40X5/8	5,000	1.87				
0412SPP188	4-40X3/4	5,000	2.10	1006SPP188	10-24X3/8	3,000	5.22
0414SPP188	4-40X7/8	4,000	2.30				
0416SPP188	4-40X1	4,000	2.50	1106SPP188	10-32X3/8	3,000	5.34
				1108SPP188	10-32X1/2	3,000	6.04

Stainless Steel\*



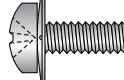
**PAN PHILLIPS INTERNAL SEMS MACHINE SCREWS**

Manufactured to ASME B18.13 dimensions  
Fully Threaded

\*Machine Screw: 18-8 Stainless Steel / Washer: 410 Stainless Steel

Part #	Size	Ctn Qty	Wght Lbs/M	Part #	Size	Ctn Qty	Wght Lbs/M
0203IPP188	2-56X3/16	5,000	0.51	0804IPP188	8-32X1/4	5,000	2.80
0204IPP188	2-56X1/4	5,000	0.55	0805IPP188	8-32X5/16	5,000	3.25
0205IPP188	2-56X5/16	5,000	0.63	0806IPP188	8-32X3/8	5,000	3.49
0206IPP188	2-56X3/8	5,000	0.73	0808IPP188	8-32X1/2	5,000	4.20
0208IPP188	2-56X1/2	5,000	0.87				
				1008IPP188	10-24X1/2	2,500	5.82
0403IPP188	4-40X3/16	5,000	1.02				
0404IPP188	4-40X1/4	5,000	1.13	1106IPP188	10-32X3/8	3,000	5.22
0405IPP188	4-40X5/16	5,000	1.28	1108IPP188	10-32X1/2	3,000	5.98
0406IPP188	4-40X3/8	5,000	1.40				
0408IPP188	4-40X1/2	5,000	1.60	1408IPP188	1/4-20X1/2	500	11.50
0410IPP188	4-40X5/8	5,000	1.87				
0603IPP188	6-32X3/16	5,000	1.50				
0604IPP188	6-32X1/4	5,000	1.83				
0605IPP188	6-32X5/16	5,000	2.04				
0606IPP188	6-32X3/8	5,000	2.20				
0608IPP188	6-32X1/2	5,000	2.60				
0610IPP188	6-32X5/8	5,000	2.80				
0612IPP188	6-32X3/4	4,000	3.20				

Stainless Steel\*



**PAN PHILLIPS CONICAL WASHER SEMS MACHINE SCREWS**

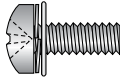
Manufactured to ASME B18.13 dimensions  
Fully Threaded

\*Machine Screw: 18-8 Stainless Steel / Washer: 410 Stainless Steel

Part #	Size	Ctn Qty	Wght Lbs/M	Part #	Size	Ctn Qty	Wght Lbs/M
0204CPP188	2-56X1/4	3,000	0.55	0608CPP188	6-32X1/2	5,000	2.86
0205CPP188	2-56X5/16	3,000	0.63	0610CPP188	6-32X5/8	5,000	3.18
0206CPP188	2-56X3/8	2,500	0.73				
0208CPP188	2-56X1/2	2,500	0.87	0806CPP188	8-32X3/8	5,000	3.63
				0808CPP188	8-32X1/2	5,000	4.10
0403CPP188	4-40X3/16	5,000	1.03				
0404CPP188	4-40X1/4	5,000	1.00	1006CPP188	10-24X3/8	5,000	5.19
0405CPP188	4-40X5/16	5,000	1.20	1008CPP188	10-24X1/2	5,000	5.50
0406CPP188	4-40X3/8	5,000	1.30				
0407CPP188	4-40X7/16	5,000	1.55	1106CPP188	10-32X3/8	5,000	5.19
0408CPP188	4-40X1/2	5,000	1.70	1108CPP188	10-32X1/2	5,000	5.80
0410CPP188	4-40X5/8	5,000	1.90	1110CPP188	10-32X5/8	2,000	7.40
				1112CPP188	10-32X3/4	1,500	8.20
0604CPP188	6-32X1/4	5,000	1.78				
0605CPP188	6-32X5/16	5,000	1.90	1408CPP188	1/4-20X1/2	1,500	12.40
0606CPP188	6-32X3/8	5,000	2.45	1412CPP188	1/4-20X3/4	500	15.00
0607CPP188	6-32X7/16	5,000	2.68				



18-8 Stainless Steel

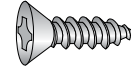


**PAN PHILLIPS DOUBLE WASHER SEMS  
SPLIT LOCK & NARROW FLAT WASHER**

Manufactured to ASME B18.13a specifications  
Fully Threaded

Part #	Size	Ctn Qty	Wght Lbs/M	Part #	Size	Ctn Qty	Wght Lbs/M
0404SNPP188	4-40X1/4	5,000	1.50	0804SNPP188	8-32X1/4	5,000	4.00
0405SNPP188	4-40X5/16	5,000	1.62	0806SNPP188	8-32X3/8	5,000	4.57
0406SNPP188	4-40X3/8	5,000	1.75	0808SNPP188	8-32X1/2	4,000	5.13
0408SNPP188	4-40X1/2	5,000	2.00				
				1006SNPP188	10-24X3/8	3,500	7.00
0604SNPP188	6-32X1/4	5,000	2.50	1008SNPP188	10-24X1/2	3,000	7.70
0605SNPP188	6-32X5/16	5,000	2.68				
0606SNPP188	6-32X3/8	5,000	2.93	1106SNPP188	10-32X3/8	3,500	7.27
0607SNPP188	6-32X7/16	5,000	3.05	1108SNPP188	10-32X1/2	3,000	8.07
0608SNPP188	6-32X1/2	5,000	3.28				

18-8 Stainless Steel



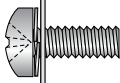
Additional sizes are available as a Type-AB

**FLAT PHILLIPS A  
SELF TAPPING SCREWS**

Manufactured to ASME B18.6.3 dimensions  
Fully Threaded

Part #	Size	Ctn Qty	Wght Lbs/M	Part #	Size	Ctn Qty	Wght Lbs/M
0606APF188	6-18X3/8	5,000	1.34	1016APF188	10-12X1	2,000	5.71
0608APF188	6-18X1/2	5,000	1.58	1020APF188	10-12X1 1/4	2,000	7.00
0610APF188	6-18X5/8	5,000	1.93	1024APF188	10-12X1 1/2	2,000	8.10
0612APF188	6-18X3/4	5,000	2.60	1028APF188	10-12X1 3/4	1,000	9.17
0614APF188	6-18X7/8	5,000	2.80	1032APF188	10-12X2	1,000	10.94
0616APF188	6-18X1	5,000	3.05	1040APF188	10-12X2 1/2	1,000	12.80
0620APF188	6-18X1 1/4	4,000	3.68	1048APF188	10-12X3	1,000	15.30
0624APF188	6-18X1 1/2	3,000	4.43	1056APF188	10-12X3 1/2	400	17.67
0632APF188	6-18X2	2,000	5.75	1064APF188	10-12X4	250	20.25
0806APF188	8-15X3/8	5,000	1.73	1212APF188	12-11X3/4	2,000	6.33
0808APF188	8-15X1/2	5,000	2.37	1216APF188	12-11X1	2,000	7.80
0810APF188	8-15X5/8	4,000	2.87	1220APF188	12-11X1 1/4	1,000	9.60
0812APF188	8-15X3/4	4,000	3.29	1224APF188	12-11X1 1/2	1,000	11.40
0814APF188	8-15X7/8	4,000	3.87	1228APF188	12-11X1 3/4	1,000	12.70
0816APF188	8-15X1	4,000	4.29	1232APF188	12-11X2	1,000	14.32
0820APF188	8-15X1 1/4	2,000	5.22	1240APF188	12-11X2 1/2	1,000	17.50
0824APF188	8-15X1 1/2	2,000	6.20	1248APF188	12-11X3	1,000	20.60
0828APF188	8-15X1 3/4	2,000	7.10				
0832APF188	8-15X2	2,000	8.00	1408APF188	14-10X1/2	1,000	6.15
0840APF188	8-15X2 1/2	1,000	9.91	1412APF188	14-10X3/4	1,000	8.86
0848APF188	8-15X3	1,000	11.84	1416APF188	14-10X1	1,000	10.90
0856APF188	8-15X3 1/2	500	13.83	1420APF188	14-10X1 1/4	1,000	13.10
0864APF188	8-15X4	500	16.25	1424APF188	14-10X1 1/2	1,000	15.20
				1428APF188	14-10X1 3/4	500	17.60
1010APF188	10-12X5/8	3,000	3.79	1432APF188	14-10X2	500	19.80
1012APF188	10-12X3/4	2,000	4.50	1440APF188	14-10X2 1/2	500	24.40
1014APF188	10-12X7/8	2,000	4.79	1448APF188	14-10X3	500	29.25

18-8 Stainless Steel

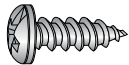


**PAN PHILLIPS DOUBLE WASHER SEMS  
SPLIT LOCK & REGULAR FLAT WASHER**

Manufactured to ASME B18.13a specifications  
Fully Threaded

Part #	Size	Ctn Qty	Wght Lbs/M	Part #	Size	Ctn Qty	Wght Lbs/M
0404SRPP188	4-40X1/4	5,000	2.25	0804SRPP188	8-32X1/4	5,000	5.10
0405SRPP188	4-40X5/16	5,000	2.38	0806SRPP188	8-32X3/8	5,000	5.67
0406SRPP188	4-40X3/8	5,000	2.50	0808SRPP188	8-32X1/2	4,000	6.23
0408SRPP188	4-40X1/2	5,000	2.80				
				1006SRPP188	10-24X3/8	3,500	8.07
0604SRPP188	6-32X1/4	5,000	3.47	1008SRPP188	10-24X1/2	3,000	8.73
0605SRPP188	6-32X5/16	5,000	3.67				
0606SRPP188	6-32X3/8	5,000	3.90	1106SRPP188	10-32X3/8	3,500	8.20
0608SRPP188	6-32X1/2	5,000	4.27	1108SRPP188	10-32X1/2	3,000	9.03

18-8 Stainless Steel



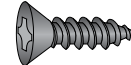
Combination Phillips  
and Slotted Drive

**PAN COMBINATION A  
SELF TAPPING SCREWS**

Manufactured to ASME B18.6.3 specifications  
Fully Threaded

Part #	Size	Ctn Qty	Wght Lbs/M	Part #	Size	Ctn Qty	Wght Lbs/M
0608ACP188	6-18X1/2	5,000	2.04	1008ACP188	10-12X1/2	4,000	4.50
0610ACP188	6-18X5/8	5,000	2.31	1010ACP188	10-12X5/8	3,000	5.08
0612ACP188	6-18X3/4	5,000	2.72	1012ACP188	10-12X3/4	2,500	5.70
0616ACP188	6-18X1	4,500	3.42	1016ACP188	10-12X1	2,000	6.88
0620ACP188	6-18X1 1/4	4,000	4.08	1020ACP188	10-12X1 1/4	1,500	8.14
0624ACP188	6-18X1 1/2	2,250	4.83	1024ACP188	10-12X1 1/2	1,500	9.25
0808ACP188	8-15X1/2	5,000	3.14	1212ACP188	12-11X3/4	2,500	7.71
0812ACP188	8-15X3/4	4,000	4.06	1216ACP188	12-11X1	2,000	9.20
0816ACP188	8-15X1	2,500	5.00	1220ACP188	12-11X1 1/4	1,500	11.00
				1412ACP188	14-10X3/4	1,500	10.67
				1416ACP188	14-10X1	1,250	12.63

18-8 Stainless Steel  
with Black Oxide Finish



**FLAT PHILLIPS A  
SELF TAPPING SCREWS**

Manufactured to ASME B18.6.3 dimensions  
Fully Threaded

Part #	Size	Ctn Qty	Wght Lbs/M	Part #	Size	Ctn Qty	Wght Lbs/M
0606APF188B	6-18X3/8	5,000	1.34	1012APF188B	10-12X3/4	2,000	4.50
0608APF188B	6-18X1/2	5,000	1.58	1016APF188B	10-12X1	2,000	5.40
0610APF188B	6-18X5/8	5,000	1.69	1020APF188B	10-12X1 1/4	2,000	7.00
0612APF188B	6-18X3/4	5,000	2.14	1024APF188B	10-12X1 1/2	2,000	7.67
0616APF188B	6-18X1	5,000	2.83	1032APF188B	10-12X2	1,000	10.94
0620APF188B	6-18X1 1/4	4,000	3.68	1040APF188B	10-12X2 1/2	1,000	12.80
0624APF188B	6-18X1 1/2	3,000	4.43	1048APF188B	10-12X3	1,000	15.00
0808APF188B	8-15X1/2	5,000	2.29	1212APF188B	12-11X3/4	2,000	6.33
0812APF188B	8-15X3/4	4,000	3.16	1216APF188B	12-11X1	2,000	7.50
0816APF188B	8-15X1	4,000	4.00	1220APF188B	12-11X1 1/4	1,000	9.60
0820APF188B	8-15X1 1/4	2,000	5.14	1224APF188B	12-11X1 1/2	1,000	11.40
0824APF188B	8-15X1 1/2	2,000	6.10	1240APF188B	12-11X2 1/2	1,000	17.50
0832APF188B	8-15X2	2,000	8.00	1248APF188B	12-11X3	1,000	20.60
0840APF188B	8-15X2 1/2	1,000	9.91				

