

A4 Stainless Steel

NEW!




DIN 985 NYLON INSERT STOP NUTS

Property A4 Class 50 Stainless Steel
Coarse Thread

Part #	Size	Ctn Qty	Wght Lbs/M	Part #	Size	Ctn Qty	Wght Lbs/M
M4D985A4	M4-0.70	5,000	2.11	M12D985A4	M12-1.75	250	33.33
M5D985A4	M5-0.80	5,000	2.29	M16D985A4	M16-2.00	200	64.30
M6D985A4	M6-1.0	2,500	4.50	M20D985A4	M20-2.50	50	130.25
M8D985A4	M8-1.25	1,000	10.50	M24D985A4	M24-3.0	25	229.50
M10D985A4	M10-1.50	500	23.83				

A2 Stainless Steel

NEW!



**EXTERNAL LOCKWASHER
"K" LOCK NUTS**

Pre-Assembled External Tooth and Nut
A2 Stainless Steel

Part #	Size	Ctn Qty	Wght Lbs/M	Part #	Size	Ctn Qty	Wght Lbs/M
M3NKA2	M3-0.5	3,000	0.90	M5NKA2	M5-0.8	2,000	2.70
M4NKA2	M4-0.7	2,500	2.00	M6NKA2	M6-1.0	1,000	5.70

A2 Stainless Steel

NEW!



DIN 928 SQUARE WELD NUTS

4 Projections
A2 Stainless Steel

Part #	Size	Ctn Qty	Wght Lbs/M	Part #	Size	Ctn Qty	Wght Lbs/M
M5D928A2	M5-0.8	2,000	3.33	M8D928A2	M8-1.25	1,000	15.05
M6D928A2	M6-1.0	2,000	56.00				

18-8 Stainless Steel




The edges of DIN 125A washers are not chamfered

DIN 125A STANDARD FLAT WASHERS

Hardness: HV 140 - 250

Part #	Size	Ctn Qty	Wght Lbs/M	Part #	Size	Ctn Qty	Wght Lbs/M
M2D125A188	M2	10,000	0.20	M10D125A188	M10	2,500	7.08
M2.5D125A188	M2.5	10,000	0.21	M12D125A188	M12	1,250	12.33
M3D125A188	M3	10,000	0.22	M14D125A188	M14	1,000	17.75
M4D125A188	M4	10,000	0.60	M16D125A188	M16	650	22.45
M5D125A188	M5	10,000	0.85	M20D125A188	M20	400	35.95
M6D125A188	M6	6,000	1.82	M24D125A188	M24	250	64.75
M8D125A188	M8	5,000	3.32				

Black Oxide over
18-8 Stainless Steel



The edges of DIN 125A washers are not chamfered

DIN 125A STANDARD FLAT WASHERS

Hardness: HV 140 minimum

Part #	Size	Ctn Qty	Wght Lbs/M	Part #	Size	Ctn Qty	Wght Lbs/M
M3D125A188B	M3	10,000	0.24	M5D125A188B	M5	10,000	0.83
M4D125A188B	M4	10,000	0.56	M6D125A188B	M6	6,000	1.73

18-8 Stainless Steel



DIN 127B SPLIT LOCKWASHERS

Regular Series

Part #	Size	Ctn Qty	Wght Lbs/M	Part #	Size	Ctn Qty	Wght Lbs/M
M2D127B188	M2	15,000	0.13	M4D127B188	M4	15,000	0.40
M2.5D127B188	M2.5	15,000	0.14	M5D127B188	M5	10,000	0.73
M3D127B188	M3	15,000	0.23	M6D127B188	M6	7,000	1.66

Black Oxide over
18-8 Stainless Steel



DIN 127B SPLIT LOCKWASHERS

Regular Series

Part #	Size	Ctn Qty	Wght Lbs/M	Part #	Size	Ctn Qty	Wght Lbs/M
M3D127B188B	M3	15,000	0.25	M5D127B188B	M5	10,000	0.80
M4D127B188B	M4	15,000	0.41	M6D127B188B	M6	7,000	1.90

A2 Stainless Steel



**DIN 6797A EXTERNAL TOOTH
LOCKWASHERS**

A2 Stainless Steel

Part #	Size	Ctn Qty	Wght Lbs/M	Part #	Size	Ctn Qty	Wght Lbs/M
MD02WEA2	M2	10,000	0.04	MD04WEA2	M4	10,000	0.19
MD02.5WEA2	M2.5	10,000	0.08	MD05WEA2	M5	10,000	0.37
MD03WEA2	M3	10,000	0.09	MD06WEA2	M6	8,000	0.47
MD03.5WEA2	M3.5	10,000	0.14	MD08WEA2	M8	5,000	1.12



A2 Stainless Steel




DIN 6797J INTERNAL TOOTH LOCKWASHERS

A2 Stainless Steel

Part #	Size	Ctn Qty	Wght Lbs/M	Part #	Size	Ctn Qty	Wght Lbs/M
MD02WIA2	M2	10,000	0.05	MD04WIA2	M4	10,000	0.22
MD02.5WIA2	M2.5	10,000	0.09	MD05WIA2	M5	10,000	0.41
MD03WIA2	M3	10,000	0.10	MD06WIA2	M6	8,000	0.53
MD03.5WIA2	M3.5	10,000	0.16	MD08WIA2	M8	5,000	1.04

18-8 Stainless Steel



4.5MM HEX MALE-FEMALE STANDOFFS

18-8 Passivated Stainless Steel

Part #	Size	Ctn Qty	Wght Lbs/M	Part #	Size	Ctn Qty	Wght Lbs/M
M452505HM303	M2.5-0.45X5	250	1.45	M453005HM303	M3-0.5X5	250	1.47
M452506HM303	M2.5-0.45X6	250	1.63	M453006HM303	M3-0.5X6	250	1.67
M452507HM303	M2.5-0.45X7	250	1.88	M453007HM303	M3-0.5X7	250	1.88
M452508HM303	M2.5-0.45X8	250	2.17	M453008HM303	M3-0.5X8	250	2.07
M452509HM303	M2.5-0.45X9	250	2.38	M453009HM303	M3-0.5X9	250	2.27
M452510HM303	M2.5-0.45X10	250	2.64	M453010HM303	M3-0.5X10	250	2.50
M452511HM303	M2.5-0.45X11	250	3.00	M453011HM303	M3-0.5X11	250	2.72
M452512HM303	M2.5-0.45X12	250	3.28	M453012HM303	M3-0.5X12	250	3.06
M452513HM303	M2.5-0.45X13	250	3.54	M453013HM303	M3-0.5X13	250	3.32
M452514HM303	M2.5-0.45X14	250	3.83	M453014HM303	M3-0.5X14	250	3.58
M452515HM303	M2.5-0.45X15	250	4.09	M453015HM303	M3-0.5X15	250	3.78

A2 Stainless Steel

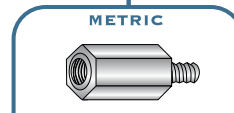


DIN 7980 HIGH COLLAR SPLIT LOCKWASHERS

For use with Cheese Head and/or Socket Head Cap Screws

Part #	Size	Ctn Qty	Wght Lbs/M	Part #	Size	Ctn Qty	Wght Lbs/M
MD04WSHA2	M4	5,000	0.39	MD08WSHA2	M8	5,000	2.20
MD05WSHA2	M5	5,000	0.82	MD10WSHA2	M10	4,000	4.17
MD06WSHA2	M6	5,000	0.94	MD12WSHA2	M12	3,500	4.44

18-8 Stainless Steel



6MM HEX MALE-FEMALE STANDOFFS

18-8 Passivated Stainless Steel

Part #	Size	Ctn Qty	Wght Lbs/M	Part #	Size	Ctn Qty	Wght Lbs/M
M603005HM303	M3-0.5X5	250	2.61	M604005HM303	M4-0.7X5	250	3.36
M603006HM303	M3-0.5X6	250	3.03	M604006HM303	M4-0.7X6	250	3.71
M603007HM303	M3-0.5X7	250	3.50	M604007HM303	M4-0.7X7	250	4.12
M603008HM303	M3-0.5X8	250	3.89	M604008HM303	M4-0.7X8	250	4.36
M603009HM303	M3-0.5X9	250	4.32	M604009HM303	M4-0.7X9	250	4.78
M603010HM303	M3-0.5X10	250	4.79	M604010HM303	M4-0.7X10	250	5.08

NEW!

DIN 985 Nylon Insert Stop Nuts — A4 SS

DIN 928 Square Weld Nuts — A2 SS

External Tooth K-Lock Nuts — A2 SS

