


A2 Stainless Steel




**DIN 6797J INTERNAL TOOTH LOCKWASHERS**

A2 Stainless Steel

Part #	Size	Ctn Qty	Wght Lbs/M	Part #	Size	Ctn Qty	Wght Lbs/M
MD02WIA2	M2	10,000	0.05	MD04WIA2	M4	10,000	0.22
MD02.5WIA2	M2.5	10,000	0.09	MD05WIA2	M5	10,000	0.41
MD03WIA2	M3	10,000	0.10	MD06WIA2	M6	8,000	0.53
MD03.5WIA2	M3.5	10,000	0.16	MD08WIA2	M8	5,000	1.04

18-8 Stainless Steel



**4.5MM HEX MALE-FEMALE STANDOFFS**

18-8 Passivated Stainless Steel

Part #	Size	Ctn Qty	Wght Lbs/M	Part #	Size	Ctn Qty	Wght Lbs/M
M452505HM303	M2.5-0.45X5	250	1.45	M453005HM303	M3-0.5X5	250	1.47
M452506HM303	M2.5-0.45X6	250	1.63	M453006HM303	M3-0.5X6	250	1.67
M452507HM303	M2.5-0.45X7	250	1.88	M453007HM303	M3-0.5X7	250	1.88
M452508HM303	M2.5-0.45X8	250	2.17	M453008HM303	M3-0.5X8	250	2.07
M452509HM303	M2.5-0.45X9	250	2.38	M453009HM303	M3-0.5X9	250	2.27
M452510HM303	M2.5-0.45X10	250	2.64	M453010HM303	M3-0.5X10	250	2.50
M452511HM303	M2.5-0.45X11	250	3.00	M453011HM303	M3-0.5X11	250	2.72
M452512HM303	M2.5-0.45X12	250	3.28	M453012HM303	M3-0.5X12	250	3.06
M452513HM303	M2.5-0.45X13	250	3.54	M453013HM303	M3-0.5X13	250	3.32
M452514HM303	M2.5-0.45X14	250	3.83	M453014HM303	M3-0.5X14	250	3.58
M452515HM303	M2.5-0.45X15	250	4.09	M453015HM303	M3-0.5X15	250	3.78

A2 Stainless Steel




**DIN 7980 HIGH COLLAR SPLIT LOCKWASHERS**

For use with Cheese Head and/or Socket Head Cap Screws

Part #	Size	Ctn Qty	Wght Lbs/M	Part #	Size	Ctn Qty	Wght Lbs/M
MD04WSHA2	M4	5,000	0.39	MD08WSHA2	M8	5,000	2.20
MD05WSHA2	M5	5,000	0.82	MD10WSHA2	M10	4,000	4.17
MD06WSHA2	M6	5,000	0.94	MD12WSHA2	M12	3,500	4.44

18-8 Stainless Steel



**6MM HEX MALE-FEMALE STANDOFFS**

18-8 Passivated Stainless Steel

Part #	Size	Ctn Qty	Wght Lbs/M	Part #	Size	Ctn Qty	Wght Lbs/M
M603005HM303	M3-0.5X5	250	2.61	M604005HM303	M4-0.7X5	250	3.36
M603006HM303	M3-0.5X6	250	3.03	M604006HM303	M4-0.7X6	250	3.71
M603007HM303	M3-0.5X7	250	3.50	M604007HM303	M4-0.7X7	250	4.12
M603008HM303	M3-0.5X8	250	3.89	M604008HM303	M4-0.7X8	250	4.36
M603009HM303	M3-0.5X9	250	4.32	M604009HM303	M4-0.7X9	250	4.78
M603010HM303	M3-0.5X10	250	4.79	M604010HM303	M4-0.7X10	250	5.08

**NEW!**

**DIN 985 Nylon Insert Stop Nuts — A4 SS**

**DIN 928 Square Weld Nuts — A2 SS**

**External Tooth K-Lock Nuts — A2 SS**

