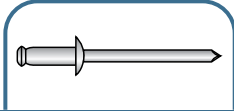


Body: 18-8 Stainless
Mandrel: 18-8 Stainless

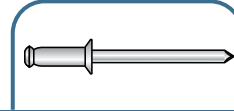


DOME HEAD
ALL STAINLESS BLIND RIVETS

Manufactured to SAE J-1200 specifications

Part #	Diameter x Grip Range	Ctn Qty	Wght Lbs/M	Part #	Diameter x Grip Range	Ctn Qty	Wght Lbs/M
SSDSS32	3/32X.03-.12	1,000	1.45	SSDSS62	3/16X.06-.12	500	7.10
SSDSS34	3/32X.12-.25	1,000	1.80	SSDSS63	3/16X.12-.18	2,000	7.92
				SSDSS64	3/16X.18-.25	500	7.49
SSDSS40	1/8X.01-.03	1,000	2.60	SSDSS66	3/16X.25-.37	500	8.35
SSDSS41	1/8X.02-.06	1,000	2.65	SSDSS68	3/16X.37-.50	500	8.97
SSDSS42	1/8X.06-.12	1,000	2.70	SSDSS610	3/16X.50-.62	300	10.12
SSDSS43	1/8X.12-.18	1,000	3.00	SSDSS612	3/16X.62-.75	300	10.80
SSDSS44	1/8X.18-.25	1,000	3.10	SSDSS614	3/16X.75-.87	2,000	13.20
SSDSS45	1/8X.25-.31	500	3.30	SSDSS616	3/16X.876-1.0	2,000	22.00
SSDSS46	1/8X.31-.37	500	3.50				
SSDSS48	1/8X.37-.50	500	3.80	SSDSS82	1/4X.02-.12	2,000	15.40
				SSDSS84	1/4X.12-.25	250	15.02
SSDSS52	5/32X.02-.12	500	4.53	SSDSS86	1/4X.25-.37	250	16.20
SSDSS53	5/32X.12-.18	500	4.90	SSDSS88	1/4X.37-.50	250	17.40
SSDSS54	5/32X.18-.25	500	5.15	SSDSS810	1/4X.50-.62	2,000	20.00
SSDSS56	5/32X.25-.37	500	5.75	SSDSS812	1/4X.62-.75	2,000	20.50
SSDSS58	5/32X.37-.50	500	6.32				
SSDSS510	5/32X.50-.62	500	7.03				

Body: 300 Series Stainless
Mandrel: Carbon Steel

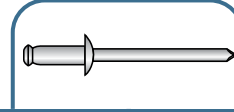


COUNTERSUNK HEAD
STAINLESS STEEL - STEEL BLIND RIVETS

Manufactured to SAE J-1200 specifications

Part #	Diameter x Grip Range	Ctn Qty	Wght Lbs/M	Part #	Diameter x Grip Range	Ctn Qty	Wght Lbs/M
SSCS42	1/8X.06-.12	10,000	3.00	SSCS64	3/16X.12-.25	5,000	7.60
SSCS43	1/8X.12-.18	10,000	3.10				
SSCS44	1/8X.18-.25	10,000	3.30				

Body: 18-8 Stainless
Mandrel: Carbon Steel



DOME HEAD
STAINLESS STEEL - STEEL BLIND RIVETS

Manufactured to SAE J-1200 specifications

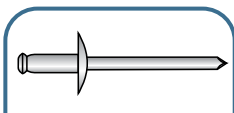
Part #	Diameter x Grip Range	Ctn Qty	Wght Lbs/M	Part #	Diameter x Grip Range	Ctn Qty	Wght Lbs/M
SSDS41	1/8X.02-.06	10,000	2.60	SSDS62	3/16X.06-.12	5,000	7.40
SSDS42	1/8X.06-.12	10,000	3.00	SSDS63	3/16X.12-.18	4,000	7.92
SSDS43	1/8X.12-.18	10,000	3.10	SSDS64	3/16X.12-.25	5,000	8.40
SSDS44	1/8X.18-.25	10,000	3.20	SSDS66	3/16X.25-.37	5,000	8.80
SSDS45	1/8X.25-.31	10,000	3.60	SSDS68	3/16X.37-.50	4,000	9.75
SSDS46	1/8X.31-.37	10,000	3.50	SSDS610	3/16X.50-.62	4,000	11.00
SSDS48	1/8X.37-.50	10,000	3.60	SSDS612	3/16X.62-.75	4,000	11.75
				SSDS614	3/16X.75-.87	2,000	13.20
SSDS52	5/32X.06-.12	8,000	5.00	SSDS616	3/16X.876-1.0	2,000	22.00
SSDS53	5/32X.12-.18	6,500	5.06				
SSDS54	5/32X.12-.25	8,000	5.25	SSDS82	1/4X.02-.12	2,000	15.40
SSDS56	5/32X.25-.37	5,000	5.80	SSDS84	1/4X.12-.25	1,500	17.18
SSDS58	5/32X.37-.50	4,000	6.60	SSDS86	1/4X.25-.37	1,500	19.36
SSDS510	5/32X.50-.62	3,500	7.48	SSDS88	1/4X.37-.50	1,500	20.80
				SSDS810	1/4X.50-.62	1,500	22.00
				SSDS812	1/4X.62-.75	1,500	23.54

New Sizes of Stainless

Drive Pin Rivets—

See page 86

Body: 18-8 Stainless
Mandrel: 18-8 Stainless

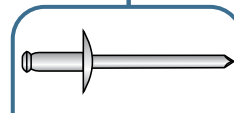


LARGE FLANGE DOME HEAD
ALL STAINLESS BLIND RIVETS

Manufactured to SAE J-1200 specifications

Part #	Diameter x Grip Range	Ctn Qty	Wght Lbs/M	Part #	Diameter x Grip Range	Ctn Qty	Wght Lbs/M
SSDSS42L	1/8X.03-.12	10,000	3.30	SSDSS62L	3/16X.02-.12	3,000	11.22
SSDSS43L	1/8X.12-.18	10,000	3.50	SSDSS63L	3/16X.12-.18	3,000	11.88
SSDSS44L	1/8X.18-.25	10,000	3.39	SSDSS64L	3/16X.18-.25	3,000	9.55
SSDSS45L	1/8X.25-.31	5,000	4.40	SSDSS66L	3/16X.25-.37	3,000	11.00
SSDSS46L	1/8X.31-.37	5,000	4.18	SSDSS68L	3/16X.37-.50	2,000	11.12
SSDSS48L	1/8X.37-.50	5,000	4.40	SSDSS610L	3/16X.51-.62	2,000	12.28
				SSDSS612L	3/16X.62-.75	2,000	13.05
SSDSS52L	5/32X.02-.12	4,000	6.38				
SSDSS53L	5/32X.12-.18	4,000	6.60				
SSDSS54L	5/32X.18-.25	3,500	7.04				
SSDSS56L	5/32X.25-.37	3,500	7.48				
SSDSS58L	5/32X.37-.50	3,000	7.92				
SSDSS510L	5/32X.50-.62	3,000	8.80				

Body: 18-8 Stainless Steel
Pin: Carbon Steel



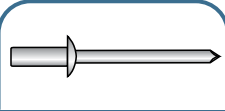
LARGE FLANGE DOME HEAD
BLIND RIVETS

Manufactured to SAE J-1200 specifications

Part #	Diameter x Grip Range	Ctn Qty	Wght Lbs/M	Part #	Diameter x Grip Range	Ctn Qty	Wght Lbs/M
SSDS41L	1/8X.02-.05	8,000	3.30	SSDS62L	3/16X.02-.12	3,000	11.22
SSDS42L	1/8X.03-.12	10,000	3.30	SSDS63L	3/16X.12-.18	3,000	11.88
SSDS43L	1/8X.12-.18	10,000	3.50	SSDS64L	3/16X.06-.25	3,000	10.67
SSDS44L	1/8X.18-.25	10,000	3.60	SSDS66L	3/16X.25-.37	3,000	11.33
SSDS45L	1/8X.25-.31	6,000	3.96	SSDS68L	3/16X.37-.50	3,000	11.67
SSDS46L	1/8X.31-.37	5,000	4.18	SSDS610L	3/16X.50-.62	2,000	13.00
SSDS48L	1/8X.37-.50	5,000	4.40	SSDS612L	3/16X.62-.75	2,000	14.50
				SSDS614L	3/16X.75-.87	1,500	17.16
SSDS52L	5/32X.02-.12	4,000	6.38	SSDS616L	3/16X.876-1.0	1,500	18.70
SSDS53L	5/32X.12-.18	4,000	5.60				
SSDS54L	5/32X.18-.25	3,500	7.04				
SSDS56L	5/32X.25-.37	3,500	7.48				
SSDS58L	5/32X.37-.50	3,000	7.92				
SSDS510L	5/32X.50-.62	3,000	8.80				



Body: 18-8 Stainless
Mandrel: 18-8 Stainless

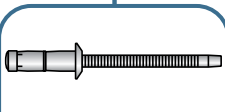


DOME HEAD CLOSED END
ALL STAINLESS BLIND RIVETS

Manufactured to IFI-126 specifications

Part #	Diameter x Grip Range	Ctn Qty	Wght Lbs/M	Part #	Diameter x Grip Range	Ctn Qty	Wght Lbs/M
SSDSSC42	1/8X.06-.12	1,000	2.67	SSDSSC62	3/16X.02-.12	500	6.76
SSDSSC43	1/8X.12-.18	1,000	2.76	SSDSSC64	3/16X.18-.25	500	7.32
SSDSSC44	1/8X.18-.25	1,000	2.94	SSDSSC66	3/16X.25-.37	500	8.54

Body: 18-8 Stainless Steel
Mandrel: 18-8 Stainless Steel

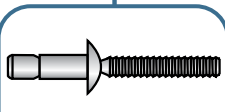


DOME ORLOCK® HIGH STRENGTH
BLIND RIVETS

Double Locking, Water Resistant, Vibration Proof
All items are available on a special order basis & not regularly in stock

Part #	Diameter x Grip Range	Ctn Qty	Wght Lbs/M	Part #	Diameter x Grip Range	Ctn Qty	Wght Lbs/M
LN64105P	1/4X.07-.19	2,000	19.30	LN64165P	1/4X.27-.42	2,000	22.12
LN64125P	1/4X.15-.27	2,000	20.11	LN64185P	1/4X.35-.50	2,000	23.32
LN64145P	1/4X.19-.35	2,000	21.13				

Body: Stainless
Mandrel: Stainless

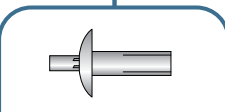


PROTRUDING HEAD STRUCTURAL
HIGH STRENGTH BLIND RIVETS

*Body: 300-series Stainless Steel
*Mandrel: 300-series Stainless Steel

Part #	Diameter x Grip Range	Ctn Qty	Wght Lbs/M	Part #	Diameter x Grip Range	Ctn Qty	Wght Lbs/M
PSS86	1/4X.080-.375	500	19.00	PSS810	1/4X.350-.625	250	22.25

Body: Aluminum Alloy*
Pin: Stainless Steel*

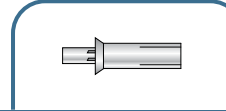


BRAZIER HEAD
METAL TO METAL DRIVE PIN RIVETS

Body: *Aluminum Alloy 2117 H15 or equivalent (all diameters)
Pin: *302 Series Stainless (1/8" diameter)

Part #	Diameter x Nom. Grip	Ctn Qty	Wght Lbs/M	Part #	Diameter x Nom. Grip	Ctn Qty	Wght Lbs/M
05094ABSS	1/8X3/32	1,000	1.36	05219ABA	1/8X7/32	1,000	1.32
05125ABA	1/8X1/8	1,000	1.13	05250ABA	1/8X1/4	1,000	1.38
05156ABA	1/8X5/32	1,000	1.19	05281ABA	1/8X9/32	1,000	1.44
05188ABA	1/8X3/16	1,000	1.26				

Body: Aluminum Alloy*
Pin: Stainless Steel*

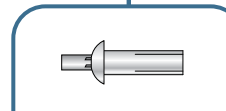


COUNTERSUNK HEAD
METAL TO METAL DRIVE PIN RIVETS

Body: *Aluminum Alloy 117 H15 or equivalent
Pin: *302 Series Stainless

Part #	Diameter x Nom. Grip	Ctn Qty	Wght Lbs/M	Part #	Diameter x Nom. Grip	Ctn Qty	Wght Lbs/M
05094ACSS	1/8X3/32	1,000	0.93	07219ACSS	5/32X7/32	1,000	1.48
05125ACSS	1/8X1/8	1,000	0.99	07250ACSS	5/32X1/4	1,000	1.56
05156ACSS	1/8X5/32	1,000	1.05	07281ACSS	5/32X9/32	1,000	1.64
05188ACSS	1/8X3/16	1,000	1.11	07312ACSS	5/32X5/16	1,000	1.70
05219ACSS	1/8X7/32	1,000	1.17	07344ACSS	5/32X11/32	1,000	1.78
05250ACSS	1/8X1/4	1,000	1.23	07375ACSS	5/32X3/8	1,000	1.86
05281ACSS	1/8X9/32	1,000	1.30	07406ACSS	5/32X13/32	1,000	1.94
05312ACSS	1/8X5/16	1,000	1.36	07437ACSS	5/32X7/16	1,000	1.93
05344ACSS	1/8X11/32	1,000	1.42	07469ACSS	5/32X15/32	1,000	2.07
05375ACSS	1/8X3/8	1,000	1.49	07500ACSS	5/32X1/2	1,000	2.14
05406ACSS	1/8X13/32	1,000	1.55	07531ACSS	5/32X17/32	1,000	2.25
				07562ACSS	5/32X9/16	1,000	2.29
07125ACSS	5/32X1/8	1,000	1.24	07594ACSS	5/32X19/32	1,000	2.42
07156ACSS	5/32X5/32	1,000	1.32	07625ACSS	5/32X5/8	1,000	2.56
07188ACSS	5/32X3/16	1,000	1.40				

Body: Aluminum Alloy*
Pin: Stainless Steel*

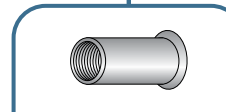


UNIVERSAL HEAD
METAL TO METAL DRIVE PIN RIVETS

Body: *Aluminum Alloy 2117 H15 or equivalent (all diameters)
Pin: *302 Series Stainless Steel (1/8 and 5/32 diameters)

Part #	Diameter x Nom. Grip	Ctn Qty	Wght Lbs/M	Part #	Diameter x Nom. Grip	Ctn Qty	Wght Lbs/M
05031AUSS	1/8X1/32	1,000	0.94	07031AUSS	5/32X1/32	1,000	1.21
05063AUSS	1/8X1/16	1,000	0.93	07063AUSS	5/32X1/16	1,000	1.20
05094AUSS	1/8X3/32	1,000	0.99	07094AUSS	5/32X3/32	1,000	1.28
05125AUA	1/8X1/8	1,000	1.05	07125AUA	5/32X1/8	1,000	1.44
05156AUA	1/8X5/32	1,000	1.11	07156AUA	5/32X5/32	1,000	1.52
05188AUA	1/8X3/16	1,000	1.18	07188AUA	5/32X3/16	1,000	1.60
05219AUA	1/8X7/32	1,000	1.24	07219AUA	5/32X7/32	1,000	1.68
05250AUA	1/8X1/4	1,000	1.30	07250AUA	5/32X1/4	1,000	1.76
05281AUA	1/8X9/32	1,000	1.36	07281AUA	5/32X9/32	1,000	1.84
05313AUA	1/8X5/16	1,000	1.42	07313AUA	5/32X5/16	1,000	1.93
05344AUA	1/8X11/32	1,000	1.49	07344AUA	5/32X11/32	1,000	2.01
05375AUA	1/8X3/8	1,000	1.55	07406AUA	5/32X13/32	1,000	2.20
05406AUA	1/8X13/32	1,000	1.61	07438AUSS	5/32X7/16	1,000	2.40
05438AUSS	1/8X7/16	1,000	1.67	07500AUSS	5/32X1/2	1,000	2.60
				07531AUSS	5/32X17/32	1,000	2.70
				07563AUSS	5/32X9/16	1,000	2.80
				07625AUSS	5/32X5/8	1,000	3.00

303 Stainless Steel



SMALL HEAD
THREADED INSERT

Low Profile, Open End

Part #	Size	Ctn Qty	Wght Lbs/M	Part #	Size	Ctn Qty	Wght Lbs/M
LSS-06080	6-32-.080	1,000	1.87	LSS-11130	10-32-.130	1,000	3.12
LSS-08080	8-32-.080	1,000	2.51	LSS-14130	1/4-20-.130	1,000	7.90

