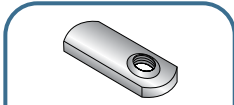


18-8 Stainless Steel

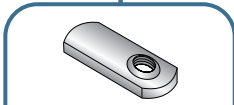


**OFFSET HOLE, WITHOUT PROJECTIONS
TAB WELD NUTS (5/8" TAB BASE)**

18-8 Stainless Steel

Part #	Size	Ctn Qty	Wght Lbs/M	Part #	Size	Ctn Qty	Wght Lbs/M
08NWS1SS	8-32	1,000	6.30	11NWS1SS	10-32	1,000	6.10
10NWS1SS	10-24	1,000	6.10				

18-8 Stainless Steel



**OFFSET HOLE, WITHOUT PROJECTIONS
TAB WELD NUTS (.812" TAB BASE)**

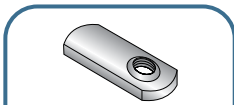
18-8 Stainless Steel

Part #	Size	Ctn Qty	Wght Lbs/M	Part #	Size	Ctn Qty	Wght Lbs/M
14NWS1SS	14-20	1,000	12.00	15NWS1SS	14-28	1,000	12.00

**Square Weld Nuts to
DIN 928, A2 Stainless:**

See Page 12.

18-8 Stainless Steel




**OFFSET HOLE, WITHOUT PROJECTIONS
TAB WELD NUTS (1 1/8" TAB BASE)**

18-8 Stainless Steel

Part #	Size	Ctn Qty	Wght Lbs/M	Part #	Size	Ctn Qty	Wght Lbs/M
31NWS1SS	5/16-18	1,000	20.00	37NWS1SS	3/8-16	1,000	23.00
32NWS1SS	5/16-24	1,000	20.00	38NWS1SS	3/8-24	1,000	23.00

303/304 Stainless Steel



One Setting Tool is included in each box

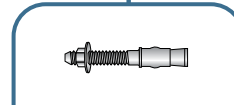
**DROP-IN
ANCHORS**

Internally Threaded

Anchor is installed with a like-sized setting tool
Anchor Body & Expander Plug: Type 303 or 304 Stainless Steel

Part #	Size	Ctn Qty	Wght Lbs/C	Part #	Size	Ctn Qty	Wght Lbs/C
14ADR188	1/4-20	100	2.00	62ADR188	5/8-11	25	32.00
37ADR188	3/8-16	50	6.00	75ADR188	3/4-10	10	48.00
50ADR188	1/2-13	50	12.00				

304 Stainless Steel



**WEDGE
ANCHORS**

Threaded Style
Nut and Washer Included

Part #	Size	Ctn Qty	Wght Lbs/C	Part #	Size	Ctn Qty	Wght Lbs/C
1428AWG188	1/4X1 3/4	100	3.00	6256AWG188	5/8X3 1/2	25	40.00
1436AWG188	1/4X2 1/4	100	3.50	6272AWG188	5/8X4 1/2	25	54.00
1452AWG188	1/4X3 1/4	100	7.75	6280AWG188	5/8X5	25	57.00
				6296AWG188	5/8X6	25	64.00
3736AWG188	3/8X2 1/4	50	8.75	62112AWG188	5/8X7	25	72.00
3748AWG188	3/8X3	50	10.75	62136AWG188	5/8X8 1/2	25	84.00
3756AWG188	3/8X3 1/2	50	11.50	62160AWG188	5/8X10	10	90.40
3760AWG188	3/8X3 3/4	50	12.75	62192AWG188	5/8X12	10	108.00
3780AWG188	3/8X5	50	15.50				
37104AWG188	3/8X6 1/2	50	26.00	7568AWG188	3/4X4 1/4	20	70.00
				7576AWG188	3/4X4 3/4	20	76.00
5044AWG188	1/2X2 3/4	50	18.00	7588AWG188	3/4X5 1/2	20	85.00
5060AWG188	1/2X3 3/4	50	23.00	75100AWG188	3/4X6 1/4	20	95.00
5068AWG188	1/2X4 1/4	50	26.00	75112AWG188	3/4X7	20	105.00
5088AWG188	1/2X5 1/2	50	32.00	75136AWG188	3/4X8 1/2	10	120.00
50112AWG188	1/2X7	25	44.00	75160AWG188	3/4X10	10	135.00
50136AWG188	1/2X8 1/2	25	49.20	75192AWG188	3/4X12	10	160.00
50160AWG188	1/2X10	25	57.60				
50192AWG188	1/2X12	25	68.80				

Domestic Socket Cap

Screws at Packaged

Quantities:

See Page 91.



Pin: 304 Stainless Steel
Body: Zamac



MUSHROOM HEAD HAMMER DRIVE ANCHORS

For light duty anchoring in corrosive environments

Part #	Size	Ctn Qty	Wght Lbs/C	Part #	Size	Ctn Qty	Wght Lbs/C
1416ADH188	1/4X1	100	1.75	1424ADH188	1/4X1 1/2	100	2.50
1420ADH188	1/4X1 1/4	100	2.25	1432ADH188	1/4X2	100	3.00

303/304 Stainless Steel




HEX HEAD SLEEVE ANCHORS

Threaded Bolt, Sleeve, Nut and Washer
As head is tightened, sleeve dilates against substrate
For anchoring heavy equipment to concrete

Part #	Size	Ctn Qty	Wght Lbs/C	Part #	Size	Ctn Qty	Wght Lbs/C
3730ASLH188	3/8X1 7/8	50	7.00	5036ASLH188	1/2X2 1/4	25	14.00
3748ASLH188	3/8X3	50	10.00	5048ASLH188	1/2X3	25	17.25
				5064ASLH188	1/2X4	25	22.00
				6268ASLH188	5/8X4 1/4	10	41.00

303/304 Stainless Steel



FLAT HEAD SLEEVE ANCHORS

Threaded Bolt and Sleeve
As head turns clockwise, sleeve dilates against substrate
For anchoring windows and doorframes

Part #	Size	Ctn Qty	Wght Lbs/C	Part #	Size	Ctn Qty	Wght Lbs/C
1448ASLF188	1/4X3	100	3.75	3764ASLF188	3/8X4	50	10.75
				3780ASLF188	3/8X5	50	14.00
				3796ASLF188	3/8X6	50	16.00

303/304 Stainless Steel



ACORN NUT SLEEVE ANCHORS

Threaded Bolt, Sleeve, Nut and Washer
As nut is tightened, sleeve dilates against substrate
For when decorative finished look is preferred

Part #	Size	Ctn Qty	Wght Lbs/C	Part #	Size	Ctn Qty	Wght Lbs/C
1422ASLCL188	1/4X1 3/8	100	2.75				

303/304 Stainless Steel



ROUND HEAD SLEEVE ANCHORS

Threaded Bolt and Sleeve
As head is tightened, sleeve dilates against substrate
For heavy duty anchoring in corrosive environments

Part #	Size	Ctn Qty	Wght Lbs/C	Part #	Size	Ctn Qty	Wght Lbs/C
1432ASLR188	1/4X2	100	2.75				

**Stainless Steel Anchors available in
*Packaged Quantities...***