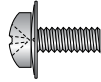


18-8 SS Screw  
410 SS Washer

**NEW!**

METRIC



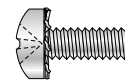
## ISO 7045 PAN PHILLIPS CONICAL WASHER SEMS

Pan Head Machine Screw w/Free-Spinning Conical Lockwasher  
Heads Manufactured to ISO 7045 Specifications  
Fully Threaded

Part #	Size	Ctn Qty	Wght Lbs/M	Part #	Size	Ctn Qty	Wght Lbs/M
MI36CPP188	M3-0.5X6	2,000	1.44	MI46CPP188	M4-0.7X6	1,500	3.25
MI38CPP188	M3-0.5X8	2,000	1.81	MI48CPP188	M4-0.7X8	1,500	3.57
MI310CPP188	M3-0.5X10	2,000	2.00	MI410CPP188	M4-0.7X10	1,500	3.86
MI312CPP188	M3-0.5X12	2,000	2.21	MI412CPP188	M4-0.7X12	1,500	4.19

Steel Zinc Plated and  
Baked after Plating

METRIC



## ISO 7045 PAN PHILLIPS EXTERNAL TOOTH SEMS

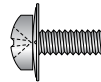
Pan Head Machine Screw w/Free-Spinning External Tooth Lockwasher  
Manufactured to ISO 7045 Specifications  
Fully Threaded

Part #	Size	Ctn Qty	Wght Lbs/M	Part #	Size	Ctn Qty	Wght Lbs/M
MI25EPP	M2-0.4X5	10,000	0.47	MI312EPP	M3X12	5,000	2.01
MI26EPP	M2-0.4X6	10,000	0.50	MI316EPP	M3X16	4,000	2.38
MI28EPP	M2-0.4X8	10,000	0.59	MI45EPP	M4-0.7X5	4,000	2.85
MI210EPP	M2-0.4X10	10,000	0.67	MI46EPP	M4X6	4,000	3.00
MI212EPP	M2-0.4X12	10,000	0.73	MI48EPP	M4X8	4,000	3.33
MI2.55EPP	M2.5-0.45X5	10,000	0.86	MI410EPP	M4X10	3,000	3.68
MI2.56EPP	M2.5-0.45X6	10,000	0.93	MI412EPP	M4X12	3,000	4.01
MI2.58EPP	M2.5-0.45X8	10,000	1.00	MI416EPP	M4X16	3,000	4.70
MI2.510EPP	M2.5-0.45X10	10,000	1.17	MI418EPP	M4-0.7X18	3,000	4.86
MI2.512EPP	M2.5-0.45X12	10,000	1.29	MI420EPP	M4-0.7X20	2,500	5.17
MI34EPP	M3-0.5X4	5,000	1.15	MI58EPP	M5-0.8X8	3,000	5.45
MI35EPP	M3X5	5,000	1.32	MI510EPP	M5-0.8X10	3,000	5.93
MI36EPP	M3X6	5,000	1.41	MI512EPP	M5-0.8X12	3,000	6.50
MI38EPP	M3X8	5,000	1.61	MI516EPP	M5-0.8X16	2,000	7.55
MI310EPP	M3X10	5,000	1.81	MI520EPP	M5-0.8X20	2,000	8.60

Steel Zinc

**NEW!**

METRIC



## ISO 7045 PAN PHILLIPS CONICAL WASHER SEMS

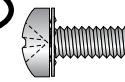
Pan Head Machine Screw w/Free-Spinning Conical Lockwasher  
Heads Manufactured to ISO 7045 Specifications  
Fully Threaded

Part #	Size	Ctn Qty	Wght Lbs/M	Part #	Size	Ctn Qty	Wght Lbs/M
MI36CPP	M3-0.5X6	8,000	1.30	MI46CPP	M4-0.7X6	6,000	3.00
MI38CPP	M3-0.5X8	8,000	1.50	MI48CPP	M4-0.7X8	6,000	3.10
MI310CPP	M3-0.5X10	8,000	1.60	MI410CPP	M4-0.7X10	5,000	3.50
MI312CPP	M3-0.5X12	8,000	1.80	MI412CPP	M4-0.7X12	5,000	3.80

A2 SS Screw  
410 SS Washer

**NEW!**

METRIC



## ISO 7045 PAN PHILLIPS INTERNAL TOOTH SEMS

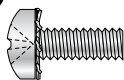
Pan Head Machine Screw w/Free-Spinning Internal Tooth Lockwasher  
Manufactured to ISO 7045 Specifications  
Fully Threaded

Part #	Size	Ctn Qty	Wght Lbs/M	Part #	Size	Ctn Qty	Wght Lbs/M
MI35IPPA2	M3-0.5X5	3,000	1.31	MI46IPPA2	M4-0.7X6	2,500	3.00
MI36IPPA2	M3-0.5X6	3,000	1.38	MI48IPPA2	M4-0.7X8	2,000	3.25
MI38IPPA2	M3-0.5X8	2,500	1.55	MI410IPPA2	M4-0.7X10	2,000	3.67
MI310IPPA2	M3-0.5X10	2,500	1.77	MI412IPPA2	M4-0.7X12	2,000	3.94
MI312IPPA2	M3-0.5X12	2,500	1.96	MI414IPPA2	M4-0.7X14	1,750	4.30
MI314IPPA2	M3-0.5X14	2,500	2.14	MI416IPPA2	M4-0.7X16	1,500	4.58
MI316IPPA2	M3-0.5X16	2,500	2.33	MI418IPPA2	M4-0.7X18	1,500	4.92
MI318IPPA2	M3-0.5X18	2,500	2.52	MI420IPPA2	M4-0.7X20	1,250	5.30
MI320IPPA2	M3-0.5X20	2,000	2.71	MI425IPPA2	M4-0.7X25	1,250	6.00
MI325IPPA2	M3-0.5X25	2,000	3.20				
MI330IPPA2	M3-0.5X30	2,000	3.65				
MI335IPPA2	M3-0.5X35	2,000	4.10				

18-8 SS Screw  
410 SS Washer

**NEW!**

METRIC



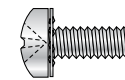
## ISO 7045 PAN PHILLIPS EXTERNAL TOOTH SEMS

Pan Head Machine Screw w/Free-Spinning External Tooth Lockwasher  
Manufactured to ISO 7045 Specifications  
Fully Threaded

Part #	Size	Ctn Qty	Wght Lbs/M	Part #	Size	Ctn Qty	Wght Lbs/M
MI35EPP188	M3-0.5X5	2,500	1.40	MI46EPP188	M4-0.7X6	1,500	2.83
MI36EPP188	M3-0.5X6	2,000	1.32	MI48EPP188	M4-0.7X8	1,500	3.21
MI38EPP188	M3-0.5X8	2,000	1.50	MI410EPP188	M4-0.7X10	1,500	3.50
MI310EPP188	M3-0.5X10	2,000	1.67	MI412EPP188	M4-0.7X12	1,500	3.86
MI312EPP188	M3-0.5X12	2,000	1.89				

Steel Zinc Plated and  
Baked after Plating

METRIC



## ISO 7045 PAN PHILLIPS INTERNAL TOOTH SEMS

Pan Head Machine Screw w/ captive ASME B18.21.2M Internal Tooth Lockwasher  
Manufactured to ISO 7045 & ASME B18.21.2M Specifications  
Fully Threaded

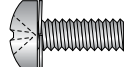
Part #	Size	Ctn Qty	Wght Lbs/M	Part #	Size	Ctn Qty	Wght Lbs/M
MI35IPP	M3-0.5X5	8,000	1.10	MI46IPP	M4-0.7X6	6,000	3.00
MI36IPP	M3-0.5X6	8,000	1.60	MI48IPP	M4-0.7X8	5,500	3.10
MI38IPP	M3-0.5X8	8,000	1.50	MI410IPP	M4-0.7X10	5,000	3.50
MI310IPP	M3-0.5X10	8,000	1.60	MI412IPP	M4-0.7X12	5,000	3.80
MI312IPP	M3-0.5X12	8,000	1.80	MI414IPP	M4-0.7X14	5,000	4.00
MI314IPP	M3-0.5X14	8,000	2.00	MI416IPP	M4-0.7X16	5,000	4.50
MI316IPP	M3-0.5X16	7,000	2.20	MI418IPP	M4-0.7X18	5,000	4.80
MI318IPP	M3-0.5X18	6,000	2.40	MI420IPP	M4-0.7X20	5,000	5.10
MI320IPP	M3-0.5X20	6,000	2.50	MI425IPP	M4-0.7X25	4,000	6.00
MI325IPP	M3-0.5X25	6,000	3.10				
MI330IPP	M3-0.5X30	5,000	3.50				
MI335IPP	M3-0.5X35	5,000	4.00	MI66IPP	M6-1.0X6	3,000	8.63



**NEW!**

METRIC

A2 Stainless Screw  
304 Stainless Washer



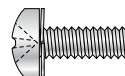
### ISO 7045 PAN PHILLIPS SPLIT LOCKWASHER SEMS

Pan Head Machine Screw w/Free-Spinning Helical Split Lockwasher  
Manufactured to ISO 7045 Specifications  
Fully Threaded

Part #	Size	Ctn Qty	Wght Lbs/M	Part #	Size	Ctn Qty	Wght Lbs/M
MI25SPPA2	M2-0.4X5	4,000	0.50	MI46SPPA2	M4-0.7X6	2,500	3.00
MI26SPPA2	M2-0.4X6	4,000	0.50	MI48SPPA2	M4-0.7X8	2,500	3.30
MI28SPPA2	M2-0.4X8	4,000	0.58	MI410SPPA2	M4-0.7X10	2,000	3.70
MI210SPPA2	M2-0.4X10	4,000	0.66	MI412SPPA2	M4-0.7X12	2,000	3.95
MI212SPPA2	M2-0.4X12	4,000	0.75	MI416SPPA2	M4-0.7X16	2,000	4.60
MI36SPPA2	M3-0.5X6	3,000	1.40	MI58SPPA2	M5-0.8X8	1,500	5.83
MI38SPPA2	M3-0.5X8	3,000	1.60	MI510SPPA2	M5-0.8X10	1,500	6.28
MI310SPPA2	M3-0.5X10	3,000	1.78	MI512SPPA2	M5-0.8X12	1,250	6.78
MI312SPPA2	M3-0.5X12	3,000	1.90	MI516SPPA2	M5-0.8X16	1,000	7.88
MI316SPPA2	M3-0.5X16	2,500	2.30	MI520SPPA2	M5-0.8X20	1,000	8.88

METRIC

Steel Zinc Plated and  
Baked after Plating



### ISO 7045 PAN PHILLIPS SPLIT LOCKWASHER SEMS

Pan Head Machine Screw w/Free-Spinning Helical Split Lockwasher  
Manufactured to ISO 7045 Specifications  
Fully Threaded

Part #	Size	Ctn Qty	Wght Lbs/M	Part #	Size	Ctn Qty	Wght Lbs/M
MI25SPP	M2-0.4X5	10,000	0.50	MI46SPP	M4X6	4,000	3.00
MI26SPP	M2-0.4X6	10,000	0.50	MI48SPP	M4X8	4,000	3.33
MI28SPP	M2-0.4X8	10,000	0.58	MI410SPP	M4X10	4,000	3.68
MI210SPP	M2-0.4X10	10,000	0.67	MI412SPP	M4X12	3,000	4.01
MI212SPP	M2-0.4X12	10,000	0.75	MI416SPP	M4X16	3,000	4.70
MI2.55SPP	M2.5-0.45X5	10,000	0.82	MI58SPP	M5-0.8X8	3,000	5.83
MI2.56SPP	M2.5-0.45X6	10,000	0.89	MI510SPP	M5-0.8X10	3,000	6.25
MI2.58SPP	M2.5-0.45X8	10,000	1.00	MI512SPP	M5-0.8X12	3,000	6.88
MI2.510SPP	M2.5-0.45X10	10,000	1.15	MI516SPP	M5-0.8X16	2,000	7.88
MI2.512SPP	M2.5-0.45X12	10,000	1.25	MI520SPP	M5-0.8X20	2,000	8.92
MI36SPP	M3X6	5,000	1.48				
MI38SPP	M3X8	5,000	1.68				
MI310SPP	M3X10	5,000	1.87				
MI312SPP	M3X12	5,000	2.07				
MI316SPP	M3X16	4,000	2.45				

METRIC

Steel Zinc and  
Baked after Plating



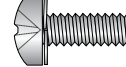
### DIN 7985A PAN PHILLIPS FLAT WASHER SEMS

Pan Head Machine Screw w/ captive DIN 6902A Flat Washer  
Steel Zinc  
Fully Threaded

Part #	Size	Ctn Qty	Wght Lbs/M	Part #	Size	Ctn Qty	Wght Lbs/M
M35CFPP	M3-0.5X5	10,000	1.55	M58CFPP	M5-0.8X8	5,000	6.80
M36CFPP	M3-0.5X6	10,000	1.67	M510CFPP	M5-0.8X10	5,000	7.25
M38CFPP	M3-0.5X8	10,000	1.85	M512CFPP	M5-0.8X12	5,000	7.75
M310CFPP	M3-0.5X10	10,000	2.00	M516CFPP	M5-0.8X16	4,000	8.83
M312CFPP	M3-0.5X12	10,000	2.25	M520CFPP	M5-0.8X20	3,000	9.83
M46CFPP	M4-0.7X6	10,000	3.50				
M48CFPP	M4-0.7X8	10,000	4.60				
M410CFPP	M4-0.7X10	10,000	4.25				
M412CFPP	M4-0.7X12	10,000	4.50				
M416CFPP	M4-0.7X16	6,000	5.25				

18-8 Stainless

METRIC



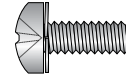
### DIN 7985A PAN PHILLIPS SPRING LOCK WASHER SEMS

Pan Head Sems Screw w/ DIN 6905 Spring Lockwasher  
18-8 Stainless Steel  
Fully Threaded

Part #	Size	Ctn Qty	Wght Lbs/M	Part #	Size	Ctn Qty	Wght Lbs/M
M35SPP188	M3-0.5X5	5,000	1.50	M46SPP188	M4-0.7X6	5,000	3.24
M36SPP188	M3-0.5X6	5,000	1.59	M48SPP188	M4-0.7X8	5,000	3.57
M38SPP188	M3-0.5X8	5,000	1.79	M410SPP188	M4-0.7X10	4,000	3.90
M310SPP188	M3-0.5X10	5,000	1.98	M412SPP188	M4-0.7X12	4,000	4.17
M312SPP188	M3-0.5X12	5,000	2.16	M416SPP188	M4-0.7X16	3,500	4.79

METRIC

Steel Zinc and  
Baked After Plating



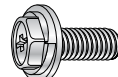
### DIN 7985A PAN PHILLIPS SPRING LOCK WASHER SEMS

Pan Head Sems Screw w/ DIN 6905 Spring Lockwasher  
Steel Zinc and Baked After Plating  
Fully Threaded

Part #	Size	Ctn Qty	Wght Lbs/M	Part #	Size	Ctn Qty	Wght Lbs/M
M35SPP	M3-0.5X5	10,000	1.43	M46SPP	M4-0.7X6	10,000	3.19
M36SPP	M3-0.5X6	10,000	1.56	M48SPP	M4-0.7X8	10,000	3.53
M38SPP	M3-0.5X8	10,000	1.75	M410SPP	M4-0.7X10	8,000	3.86
M310SPP	M3-0.5X10	10,000	1.75	M412SPP	M4-0.7X12	8,000	4.17
M312SPP	M3-0.5X12	10,000	2.10	M416SPP	M4-0.7X16	7,000	4.79

METRIC

Steel Zinc Yellow Plated  
and Baked after Plating



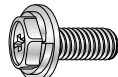
### JIS-B 1187 PHILLIPS HEX DOUBLE WASHER SEMS

Hex Head Machine Screw w/Free-Spinning Split Lock & Flat Washers  
Manufactured to JIS-B1187 Specifications  
Fully Threaded

Part #	Size	Ctn Qty	Wght Lbs/M	Part #	Size	Ctn Qty	Wght Lbs/M
370721	M3X8W7	4,000	1.81				

METRIC

Steel RoHS Zinc  
Yellow Plated and  
Baked after Plating



O.D. of the flat washer  
(in millimeters) is noted  
after "W" in the size

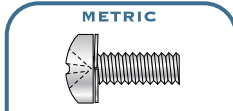
### JIS-B 1187 PHILLIPS HEX DOUBLE WASHER SEMS

Hex Head Machine Screw w/Free-Spinning Split Lock & Flat Washers  
Manufactured to JIS-B1187 Specifications  
Fully Threaded

Part #	Size	Ctn Qty	Wght Lbs/M	Part #	Size	Ctn Qty	Wght Lbs/M
370721R	M3X8W7	4,000	1.81				



Steel Zinc Plated and Baked after Plating




**JIS-B 1188 PAN PHILLIPS**  
SPLIT LOCKWASHER SEMS

Pan Head Machine Screw w/Free-Spinning Helical Split Lockwasher  
Manufactured to JIS-B1188 Specifications  
Fully Threaded

Part #	Size	Ctn Qty	Wght Lbs/M
MJ26SPP	M2-0.4X6	6,000	0.42

Steel Zinc Plated and Baked after Plating



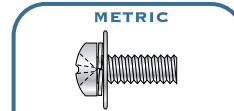
O.D. of the flat washer (in millimeters) is noted after "W" in the size

**JIS-B 1188 PAN PHILLIPS**  
SPLIT LOCKWASHER AND FLAT WASHER SEMS

Small Pan Head Machine Screw w/Free-Spinning Helical Split Lockwasher & Flat Washer  
Manufactured to JIS-B1188 Specifications  
Fully Threaded

Part #	Size	Ctn Qty	Wght Lbs/M	Part #	Size	Ctn Qty	Wght Lbs/M
369750	M2X5W5	4,000	0.66	369994	M4X6W9	3,000	3.20
369763	M2X6W5	4,000	0.71	544297	M4X6W8	3,000	3.00
369770	M2X8W5	4,000	0.79	370000	M4X8W9	3,000	3.53
369781	M2X10W5	4,000	0.82	544307	M4X8W8	3,000	3.29
369806	M2X12W5	4,000	0.95	370017	M4X10W9	3,000	3.86
369819	M2X14W5	4,000	1.15	370018	M4X10W10	3,000	4.00
369822	M2X16W5	4,000	1.21	544315	M4X10W8	3,000	3.58
				370022	M4X12W9	3,000	4.14
370189	M2.5X6W6.5	4,000	1.01	544327	M4X12W8	3,000	3.90
370194	M2.5X8W6.5	4,000	1.15	544331	M4X14W8	2,000	4.25
370204	M2.5X10W6.5	4,000	1.23	370031	M4X16W9	2,000	4.85
370211	M2.5X12W6.5	4,000	1.43	544348	M4X16W8	2,000	4.58
370222	M2.5X16W6.5	4,000	1.65	516003	M4X18W9	2,000	5.10
				544354	M4X18W8	2,000	4.90
369833	M3X5W6	4,000	1.34	370040	M4X20W9	2,000	5.42
369844	M3X5W7	4,000	1.36	370051	M4X35W9	1,000	7.89
369866	M3X6W6	4,000	1.39	370064	M4X40W9	1,000	8.69
369873	M3X6W7	4,000	1.52				
369882	M3X8W6	4,000	1.68	370080	M5X8W10	1,000	6.22
369893	M3X8W7	4,000	1.71	370095	M5X10W10	1,000	6.66
369909	M3X10W6	3,000	1.83	370103	M5X12W10	1,000	7.19
369916	M3X10W7	3,000	1.87	516015	M5X14W10	1,000	7.67
369925	M3X12W6	3,000	2.03	370112	M5X16W10	1,000	8.18
369932	M3X12W7	3,000	2.12	370127	M5X18W10	1,000	8.92
369947	M3X14W7	3,000	2.27	370130	M5X20W10	1,000	9.17
369956	M3X16W7	3,000	2.40	370145	M5X25W10	1,000	10.60
369970	M3X18W7	3,000	2.65	370150	M5X30W10	1,000	11.93
369985	M3X20W7	3,000	2.82	370165	M5X35W10	1,000	13.34
				516027	M6X10W12.5	1,000	11.83
				370174	M6X16W12.5	1,000	14.09
				516033	M6X20W12.5	1,000	15.50
				516047	M6X25W12.5	1,000	17.33
				516051	M6X30W12.5	1,000	19.17

Steel Zinc Yellow Plated and Baked after Plating



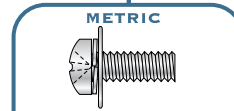
O.D. of the flat washer (in millimeters) is noted after "W" in the size

**JIS-B 1188 PAN PHILLIPS**  
SPLIT LOCKWASHER AND FLAT WASHER SEMS

Small Pan Head Machine Screw w/Free-Spinning Helical Split Lockwasher & Flat Washer  
Manufactured to JIS-B1188 Specifications  
Fully Threaded

Part #	Size	Ctn Qty	Wght Lbs/M	Part #	Size	Ctn Qty	Wght Lbs/M
369248	M2X5W5	4,000	0.66	369475	M4X10W9	3,000	3.86
369352	M2X6W5	4,000	0.71	369476	M4X10W10	3,000	4.00
369468	M2X8W5	4,000	0.79	544386	M4X10W8	3,000	3.63
369686	M2X12W5	4,000	0.95	369486	M4X12W9	3,000	4.14
369792	M2X14W5	4,000	1.15	544395	M4X12W8	3,000	3.93
369857	M2X16W5	4,000	1.21	369493	M4X14W9	2,000	4.52
				544401	M4X14W8	2,000	4.25
370697	M2.5X10W6.5	4,000	1.25	369505	M4X16W9	2,000	4.85
370835	M2.5X14W6.5	4,000	1.54	544417	M4X16W8	2,000	4.64
				369514	M4X18W9	2,000	5.14
369963	M2.6X6W6.5	4,000	1.10	544426	M4X18W8	2,000	4.93
370079	M2.6X8W6.5	4,000	1.26	369527	M4X20W9	2,000	5.42
369255	M2.6X10W6.5	4,000	1.39	477878	M4X20W8	2,000	5.20
				369536	M4X25W9	2,000	6.28
369262	M3X5W6	4,000	1.34	369541	M4X30W9	1,000	7.08
369275	M3X5W7	4,000	1.36	369552	M4X35W9	1,000	7.89
369286	M3X6W6	4,000	1.39	369563	M4X40W9	1,000	8.69
369297	M3X6W7	4,000	1.52				
369301	M3X8W6	4,000	1.67	369581	M5X8W10	1,000	6.22
369316	M3X8W7	4,000	1.72	369598	M5X10W10	1,000	6.66
369323	M3X10W6	3,000	1.83	369608	M5X12W10	1,000	7.19
369330	M3X10W7	3,000	1.87	369619	M5X14W10	1,000	7.83
369349	M3X12W6	3,000	2.03	369624	M5X16W10	1,000	8.18
369367	M3X12W7	3,000	2.12	369633	M5X18W10	1,000	8.92
369376	M3X14W7	3,000	2.27	369640	M5X20W10	1,000	9.17
369389	M3X16W7	3,000	2.40	369659	M5X25W10	1,000	10.60
369392	M3X18W7	3,000	2.65	369664	M5X30W10	1,000	11.93
369400	M3X20W7	3,000	2.82	369671	M5X35W10	1,000	13.34
369417	M3X25W7	2,000	3.28				
369426	M3X30W7	2,000	3.73	369697	M6X10W12.5	1,000	12.10
369435	M3X35W7	2,000	4.32	369701	M6X12W12.5	1,000	12.52
				369712	M6X16W12.5	1,000	14.09
369440	M4X6W9	3,000	3.20	369727	M6X20W12.5	1,000	15.56
544365	M4X6W8	3,000	3.00	369738	M6X25W12.5	1,000	17.53
369453	M4X8W9	3,000	3.53	369747	M6X30W12.5	1,000	19.42
544370	M4X8W8	3,000	3.33				

Steel RoHS Zinc Yellow Plated and Baked after Plating



O.D. of the flat washer (in millimeters) is noted after "W" in the size

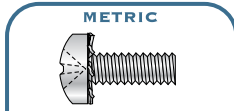
**JIS-B 1188 PAN PHILLIPS**  
SPLIT LOCKWASHER AND FLAT WASHER SEMS

Small Pan Head Machine Screw w/Free-Spinning Helical Split Lockwasher & Flat Washer  
Manufactured to JIS-B1188 Specifications  
Fully Threaded

Part #	Size	Ctn Qty	Wght Lbs/M	Part #	Size	Ctn Qty	Wght Lbs/M
369376R	M3X14W7	3,000	2.20				



Steel Zinc Yellow Plated  
and Baked after Plating

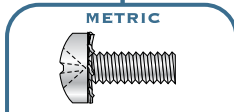


### JIS-B1188 PAN PHILLIPS EXTERNAL TOOTH SEMS

Pan Head Machine Screw w/Free-Spinning External Tooth Lockwasher  
Manufactured to JIS-B1188 Specifications  
Fully Threaded

Part #	Size	Ctn Qty	Wght Lbs/M	Part #	Size	Ctn Qty	Wght Lbs/M
370714	M3-0.5X12	3,000	1.76				

Steel RoHS Zinc  
Yellow Plated and  
Baked after Plating

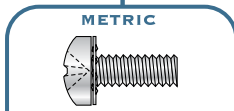


### JIS-B1188 PAN PHILLIPS EXTERNAL TOOTH SEMS

Pan Head Machine Screw w/Free-Spinning External Tooth Lockwasher  
Manufactured to JIS-B1188 Specifications  
Fully Threaded

Part #	Size	Ctn Qty	Wght Lbs/M	Part #	Size	Ctn Qty	Wght Lbs/M
370714R	M3-0.5X12	3,000	1.80				

Steel RoHS Zinc Yellow  
Plated and Baked  
after Plating

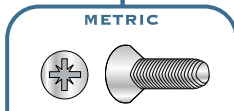


### JIS-B1188 PAN PHILLIPS INTERNAL TOOTH SEMS

Small Pan Head Machine Screw w/Free-Spinning Internal Tooth Lockwasher  
Manufactured to JIS-B1188 Specifications  
Fully Threaded

Part #	Size	Ctn Qty	Wght Lbs/M	Part #	Size	Ctn Qty	Wght Lbs/M
MJ36IPPY	M3-5X6	5,000	1.23				

Steel Zinc  
Plated and Waxed



### DIN 7500-M FLAT TYPE Z RECESS (1A) HIGH PERFORMANCE TRILOBULAR THREAD ROLLING SCREWS

Case Hardened 1022 Steel  
Fully Threaded

Part #	Size	Ctn Qty	Wght Lbs/M	Part #	Size	Ctn Qty	Wght Lbs/M
M2.56D7500M	M2.5-0.45X6	2,000	0.59	M510D7500M	M5-0.8X10	700	3.29
M2.58D7500M	M2.5-0.45X8	1,500	0.72	M520D7500M	M5-0.8X20	500	5.83
M2.510D7500M	M2.5-0.45X10	1,500	0.85	M610D7500M	M6-1.0X10	8,000	4.71
M36D7500M	M3-0.5X6	2,000	0.69	M612D7500M	M6-1.0X12	8,000	5.42
M38D7500M	M3-0.5X8	2,000	0.86	M616D7500M	M6-1.0X16	6,000	6.92
M310D7500M	M3-0.5X10	1,500	1.22	M624D7500M	M6-1.0X24	3,000	9.79
M312D7500M	M3-0.5X12	1,500	1.42				
M48D7500M	M4-0.7X8	1,000	2.01				
M410D7500M	M4-0.7X10	1,000	2.34				
M412D7500M	M4-0.7X12	1,000	2.69				
M420D7500M	M4-0.7X20	700	4.06				
M425D7500M	M4-0.7X25	700	4.89				

18-8 Stainless,  
Passivated and Waxed

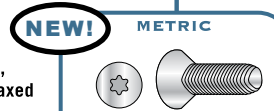


### DIN 7500-M FLAT TYPE-Z RECESS HIGH PERFORMANCE TRILOBULAR THREAD ROLLING SCREWS

Heads are to DIN 7500M Specifications  
Fully Threaded

Part #	Size	Ctn Qty	Wght Lbs/M	Part #	Size	Ctn Qty	Wght Lbs/M
M2.55RZF188	M2.5-0.45X5	5,000	0.40	M510RZF188	M5-0.8X10	2,000	3.18
M2.56RZF188	M2.5-0.45X6	5,000	0.47	M512RZF188	M5-0.8X12	2,000	3.63
M2.58RZF188	M2.5-0.45X8	5,000	0.60	M516RZF188	M5-0.8X16	1,750	4.67
M2.510RZF188	M2.5-0.45X10	4,000	0.72	M520RZF188	M5-0.8X20	1,000	5.66
M2.512RZF188	M2.5-0.45X12	4,000	0.83	M525RZF188	M5-0.8X25	1,000	6.85
				M530RZF188	M5-0.8X30	750	8.50
M36RZF188	M3-0.5X6	5,000	0.68	M612RZF188	M6-1.0X12	1,000	5.67
M38RZF188	M3-0.5X8	5,000	0.83	M616RZF188	M6-1.0X16	750	7.08
M310RZF188	M3-0.5X10	5,000	1.05	M620RZF188	M6-1.0X20	750	8.50
M312RZF188	M3-0.5X12	4,000	1.29	M625RZF188	M6-1.0X25	500	10.30
M316RZF188	M3-0.5X16	3,000	1.66	M630RZF188	M6-1.0X30	500	12.25
M48RZF188	M4-0.7X8	3,500	1.70				
M410RZF188	M4-0.7X10	3,000	2.00				
M412RZF188	M4-0.7X12	3,000	2.31				
M416RZF188	M4-0.7X16	2,000	2.94				
M420RZF188	M4-0.7X20	1,750	3.60				

18-8 Stainless,  
Passivated and Waxed



### DIN 7500-M FLAT SIX LOBE RECESS HIGH PERFORMANCE TRILOBULAR THREAD ROLLING SCREWS

Heads are to DIN 7500M Specifications  
Fully Threaded

Part #	Size	Ctn Qty	Wght Lbs/M	Part #	Size	Ctn Qty	Wght Lbs/M
M2.55RTF188	M2.5-0.45X5	5,000	0.40	M510RTF188	M5-0.8X10	2,000	3.10
M2.56RTF188	M2.5-0.45X6	5,000	0.45	M512RTF188	M5-0.8X12	2,000	3.57
M2.58RTF188	M2.5-0.45X8	5,000	0.60	M516RTF188	M5-0.8X16	1,750	4.53
M2.510RTF188	M2.5-0.45X10	4,000	0.74	M520RTF188	M5-0.8X20	1,000	5.53
M2.512RTF188	M2.5-0.45X12	4,000	0.82	M525RTF188	M5-0.8X25	1,000	6.76
				M530RTF188	M5-0.8X30	750	8.50
M36RTF188	M3-0.5X6	5,000	0.83	M610RTF188	M6-1.0X10	1,000	5.19
M38RTF188	M3-0.5X8	5,000	1.00	M612RTF188	M6-1.0X12	1,000	5.80
M310RTF188	M3-0.5X10	5,000	1.20	M616RTF188	M6-1.0X16	750	7.25
M312RTF188	M3-0.5X12	4,000	1.38	M620RTF188	M6-1.0X20	750	8.67
M316RTF188	M3-0.5X16	3,000	1.72	M625RTF188	M6-1.0X25	500	10.75
M320RTF188	M3-0.5X20	2,500	2.13	M630RTF188	M6-1.0X30	500	12.60
M325RTF188	M3-0.5X25	2,500	2.55				
M48RTF188	M4-0.7X8	3,500	1.60				
M410RTF188	M4-0.7X10	3,000	2.11				
M412RTF188	M4-0.7X12	3,000	2.25				
M416RTF188	M4-0.7X16	2,000	2.80				
M420RTF188	M4-0.7X20	1,750	3.50				
M425RTF188	M4-0.7X25	1,500	4.25				
M430RTF188	M4-0.7X30	1,500	5.00				

