

PRODUCT DESCRIPTION

PCB Solder Transition Connectors provide fast, permanent termination of flat cable to printed circuit boards. The PCB Standard 4 Row and 2 Row Connectors can be soldered to the board either before or after crimping the cable.

DESIGN ADVANTAGES


4 ROW

- 11 contact sizes-10, 14, 16, 20, 26, 34, 40, 44, 50, 56, and 60 positions.
- Available in solder tail lengths for 1.57 mm (.062") or 3.18 mm (.125") board thickness.
- Diagonal pin pattern.

2 ROW

- Contact Material—Beryllium copper with tin/lead over 50 μ inches min. nickel plating.
- 16 contact sizes-4, 6, 8, 10, 14, 16, 20, 24, 26, 30, 34, 36, 40, 44, 50 and 60 positions.
- Available in solder tail lengths for 1.57 mm (.062") or 3.18 mm (.125") board thickness.
- Narrow design maximizes packaging density—designed to fit into a standard 2.54 mm x 2.54 mm (.100" x.100") male header grid pattern.

PCB SOLDER TRANSITION CONNECTORS, 4 ROW AND 2 ROW



PCB SOLDER TRANSITION CONNECTORS INDEX

Standard 4 row PCB connector	49
2 row Slim Line PCB connector	50

STANDARD 4 ROW PCB SOLDER TRANSITION CONNECTORS



LR92984 E60980

PHYSICAL PROPERTIES

INSULATION MATERIAL: Glass filled thermoplastic rated UL 94V-0
COLOR: Blue
CONTACTS: Beryllium copper; tin/lead over 50µ inches nickel

ELECTRICAL PROPERTIES

CURRENT RATING: 1 Amp
INSULATION RESISTANCE: >1 x 10⁹ Ohms
DIELECTRIC STRENGTH: >1000 VRMS at sea level

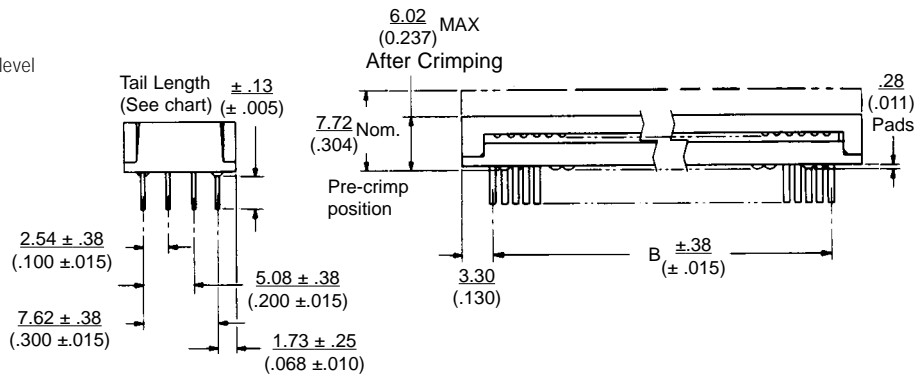
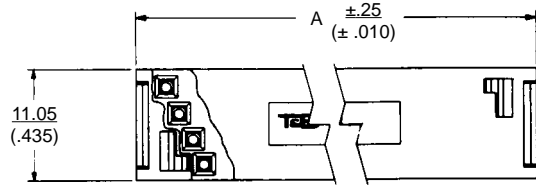
ENVIRONMENTAL PROPERTIES

TEMPERATURE RATING: -55°C TO 125°C

APPLICATION TOOLING

HAND TOOL 779-2100
use Die 779-2152
BENCH PRESS (MANUAL) 779-3200
BENCH PRESS (PNEUMATIC) 779-3500XT
use Platen 779-3130
use Base Plate 779-3152

For installation after the connector has been soldered to the circuit board use:
PLATEN 779-3132
BASE PLATE 779-3154



Recommended P.C. Board Pattern



Hole pattern for 10 position connector

Hole pattern for 14 position connector

Hole pattern for 16, 20, 40, 44, 56 and 60 position connector (16 position shown)

Hole pattern for 26, 34 and 50 position connector (26 position shown)

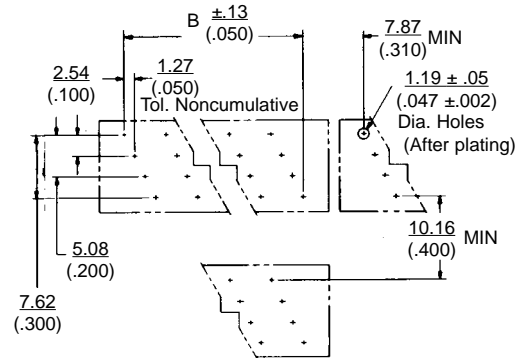
CABLE

See pages 108-120

Ordering Information

CATALOG NUMBERS		NO. OF POS.	DIMENSIONS IN MM (INCHES)	
SOLDER TAIL LENGTH			A	B
2.54 (1.00)	3.96 (.156)			
PCB THICKNESS				
1.57 (.062)	3.18 (.125)			
609-1003	609-1043	10	18.03 (.710)	11.43 (.450)
609-1403	609-1443	14	23.11 (.910)	16.51 (.650)
609-1603	609-1643	16	25.65 (1.010)	19.05 (.750)
609-2003	609-2043	20	30.73 (1.210)	24.13 (.950)
609-2603	609-2643	26	38.35 (1.510)	31.75 (1.250)
609-3403	609-3443	34	48.51 (1.910)	41.91 (1.650)
609-4003	609-4043	40	56.13 (2.210)	49.53 (1.950)
609-4403	609-4443	44	61.21 (2.410)	54.61 (2.150)
609-5003	609-5043	50	68.83 (2.710)	62.23 (2.450)
609-5603	609-5643	56	76.45 (3.010)	69.85 (2.750)
609-6003	609-6043	60	81.53 (3.210)	74.93 (2.950)

Recommended P.C. Board Pattern



2 ROW PCB SOLDER TRANSITION CONNECTORS



LR92984 E60980

PHYSICAL PROPERTIES

INSULATION MATERIAL: Glass filled thermoplastic rated UL 94V-0
 COLOR: Blue
 CONTACTS: Beryllium copper; tin/lead over 50µ inches nickel

ELECTRICAL PROPERTIES

CURRENT RATING: 1 Amp
 INSULATION RESISTANCE: >1 x 10⁹ Ohms
 DIELECTRIC STRENGTH: >1000 VRMS at sea level

ENVIRONMENTAL PROPERTIES

TEMPERATURE RATING: -55°C TO 125°C

APPLICATION TOOLING

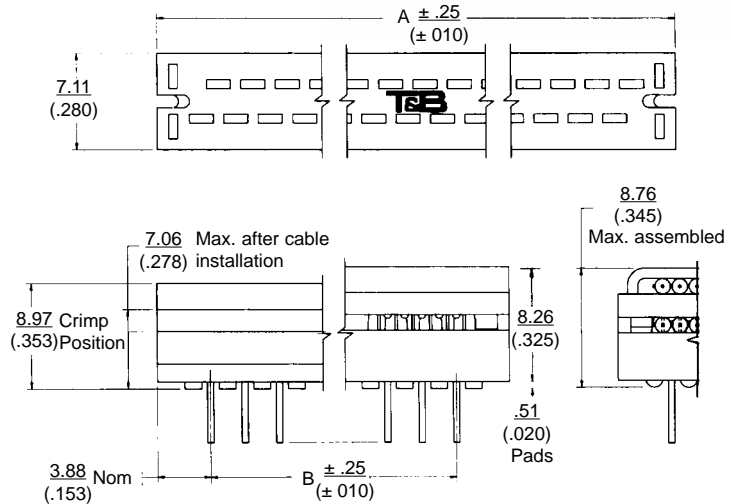
HAND TOOL	779-2100
use Die	779-2153
BENCH PRESS (MANUAL)	779-3200
BENCH PRESS (PNEUMATIC)	779-3500XT
use Platen	779-3133
use Base Plate (2 Row)	779-3153

For installation after the connector has been soldered to the circuit board use:

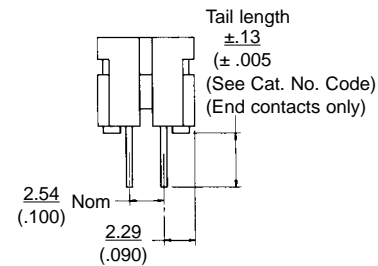
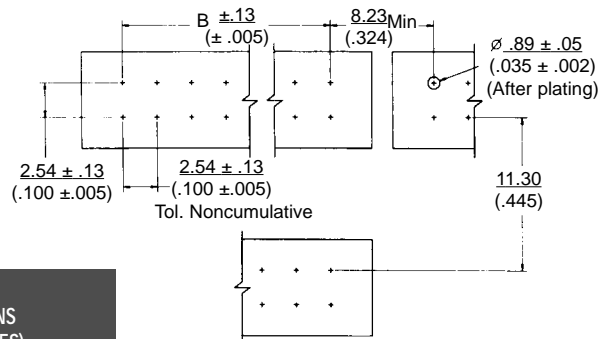
PLATEN	779-3132
BASE PLATE	779-3154

CABLE

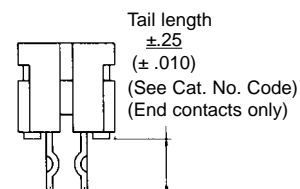
See pages 108-120



Recommended P.C. Board Pattern



Retention Feature



Ordering Information

CATALOG NUMBERS		STRAIN RELIEF	NO. OF POS.	DIMENSIONS IN MM (INCHES)	
SOLDER TAIL LENGTH	PCB THICKNESS			A	B
2.54 (1.00)	3.96 (.156)				
622-0453	622-0463	622-0433	4	10.31 (.406)	2.54 (.100)
622-0653	622-0663	622-0633	6	12.85 (.506)	5.08 (.200)
622-0853	622-0863	622-0833	8	15.39 (.606)	7.62 (.300)
622-1053	622-1063	622-1033	10	17.93 (.706)	10.16 (.400)
622-1453	622-1463	622-1433	14	23.01 (.906)	15.24 (.600)
622-1653	622-1663	622-1633	16	25.55 (1.006)	17.78 (.700)
622-2053	622-2063	622-2033	20	30.63 (1.206)	22.86 (.900)
622-2453	622-2463	622-2433	24	35.71 (1.406)	27.94 (1.100)
622-2653	622-2663	622-2633	26	38.25 (1.506)	30.48 (1.200)
622-3053	622-3063	622-3033	30	43.33 (1.706)	35.56 (1.400)
622-3453	622-3463	622-3433	34	48.41 (1.906)	40.64 (1.600)
622-3653	622-3663	622-3633	36	50.95 (2.006)	43.18 (1.700)
622-4053	622-4063	622-4033	40	56.03 (2.206)	48.26 (1.900)
622-4453	622-4463	622-4433	44	61.11 (2.406)	53.34 (2.100)
622-5053	622-5063	622-5033	50	68.73 (2.706)	60.96 (2.400)
622-6053	622-6063	622-6033	60	81.43 (3.206)	73.66 (2.900)

NOTE: For retention feature add suffix R to part number