

TYPICAL APPLICATIONS

The most obvious applications for flat conductor, flat cable are those which require repeated flexing. Two familiar examples are the interconnection cables to a disk drive read/write head assembly - both requiring cabling connections capable of tolerating millions of bending cycles without degradation in performance.

Beyond the flexing capability, FLEXPAC® assemblies can be configured with accordion pleats or can be rolled up for extension and retraction in systems where racks or drawers pull out for inspection and servicing.

These physical attributes, plus a choice of insulation materials, have allowed design and packaging engineers to realize cost/performance benefits in a variety of applications. Today FLEXPAC® and FLEXSTRIP® interconnection assemblies are also used in an array of commercial, automotive, medical and industrial applications.

These include:

- Office Copiers
 - Plotters
 - Robot Arms
 - POS Terminals
 - Computers
 - Bank Terminals
 - Machine Tools
 - Appliances
 - Industrial Controls
 - Keyboards
 - Disk Drives
 - Printers
 - Avionics Packages
 - Electroluminescent Panels
- Extend Retract Systems
 - Radar Equipment
 - Missiles
 - Membrane Switch Assemblies
 - Automotive Electronics
 - Industrial Controls
 - Portable Test Instruments
 - Cellular Phones

Each application is typically characterized by some key requirement best satisfied with flexible flat conductor interconnection systems.

SERVICE AND SUPPORT

Recognizing the many variables involved in the selection of electrical and mechanical components, Thomas & Betts maintains a trained staff of customer service representatives and technical representatives to answer any questions about product availability and custom applications.

Feel free to consult one of our representatives for more information on manufacturing options to meet your specific needs.

DESCRIPTION/APPLICATION


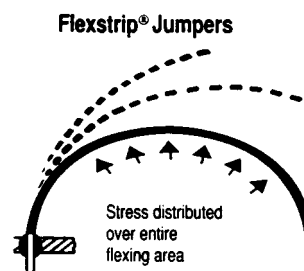


FLEXSTRIP® Jumpers are multi-conductor board-to-board interconnect devices, pre-plated and ready to use - without wire stripping, cutting to length, or solder preparation. They provide a convenient, reliable alternative to conventional point-to-point wiring for high density, high-vibration PC board interconnect applications.

FLEXSTRIP® Jumpers may be repeatedly flexed without failure. Flat/round conductor design and one-piece construction give vibration-proof reliability and longer life than conventional wiring systems.

DESIGN ADVANTAGES

- One-piece construction.
- Round copper conductors rolled flat for high flex life, tin-plated for easy soldering.
- Round-to-flat transition zone permits flexing stress to be distributed evenly throughout flat conductor area.
- Round-to-flat design provides vibration-proof reliability and long life.
- Round-to-flat transition zone acts as a hinge between PC boards; allows boards to be opened for fabrication and servicing, then closed for compactness.
- Round pin ends facilitate PC board insertion and long life.
- Choice of conductor pitch to accommodate virtually any PCB hole pattern; tightly held tolerances.
- Available in 4 insulations for high volume commercial use as well as military/aerospace applications.
- Jumpers may be "connectorized" to mate with other industry-standard headers.
- Jumpers may be used as part of FLEXPAC® assemblies.

FLEXSTRIP® JUMPERS



FLEXSTRIP® JUMPER ORDERING INFORMATION

Standard Jumpers

FS N-1 2 A-20

Product Code

Insulation Material
 N - Nomex
 T - Teflon
 K - Kapton
 P - Polyester

Conductor Pitch
 1 - .050"
 2 - .100"
 3 - .125"
 4 - .150"
 5 - .200"
 6 - .075"
 7 - 2mm (.079")
 8 - 1.25mm (.049")
 9 - 1.0mm (.039")

Number of Conductors
 A thru Z
 (see below)

Pin Arrangement (for both ends)
 A thru Z
 (see below)

Insulation Length
 .5" Min. to 24" Max. in
 .050" increments

Special Jumpers

FS 050 N 3.25 G H 20

Product Code

Conductor Pitch
 .050" to .200"

Insulation Material
 N - Nomex
 T - Teflon
 K - Kapton
 P - Polyester

Left End
Right End
Pin Arrangement
 (see below)

Number of Conductors (Maximum recommended width 3 inches)
 20

Insulation Length
 .5" Min. to 24" Max. in
 .050" increments

