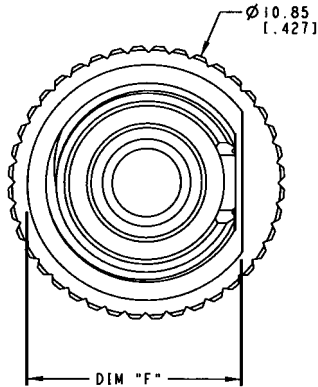
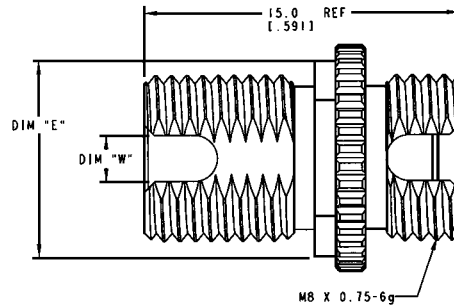


FC/PC ADAPTERS

"D" Hole Adapter — Front View



"D" Hole Adapter — Side View



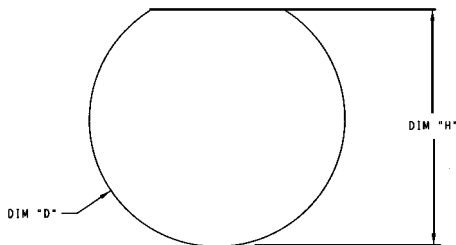
D-Hole Adapter — Ordering Information

PART NO.*	DIM. "E"	DIM. "F"	DIM. "W"	ALIGNMENT SLEEVE	PANEL CUTOUT
68380-101	9.35	8.45	2.18	Ceramic	Option 1
68380-102	8.35	7.67	2.18	Ceramic	Option 3
68380-103	9.35	8.45	2.18	Phosphor Bronze	Option 1
68380-104	8.35	7.67	2.18	Phosphor Bronze	Option 3
68380-105	8.90	7.95	2.18	Ceramic	Option 2
68380-106	8.90	7.95	2.18	Phosphor Bronze	Option 2
68380-201	9.35	8.45	2.05	Ceramic	Option 1
68380-202	8.35	7.67	2.05	Ceramic	Option 3
68380-203	9.35	8.45	2.05	Phosphor Bronze	Option 1
68380-204	8.35	7.67	2.05	Phosphor Bronze	Option 3
68380-205	8.90	7.95	2.05	Ceramic	Option 2
68380-206	8.90	7.95	2.05	Phosphor Bronze	Option 2

Unit: mm

* Add prefix B1 for bulk 50 pack; Add prefix B2 for bulk 500 pack. Prefixes are for connectors and adapters

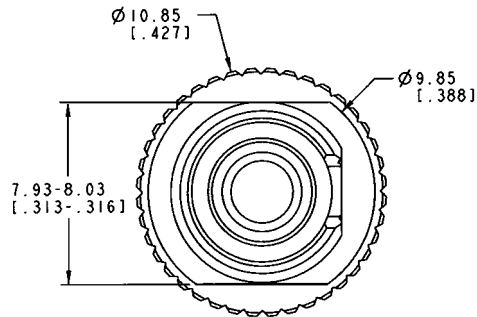
"D" Hole Adapter — Panel Cutout Diagram



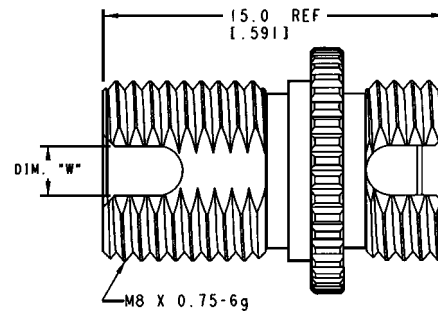
Panel Cutout Matrix

PANEL CUTOUT	DIM. "D"	DIM. "H"
Option 1	9.5-9.7mm (.374-.382 in.)	8.5-8.7mm (.335-.343 in.)
Option 2	9.05-9.25mm (.356-.364 in.)	8.0-8.2mm (.315-.323 in.)
Option 3	8.5-8.7mm (.335-.343 in.)	7.75-7.95mm (.305-.313 in.)

Double "D" Hole Adapter — Front View



Double "D" Hole Adapter — Side View



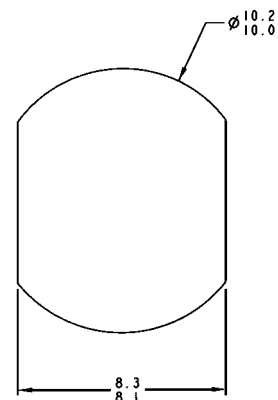
Tools and Accessories

PART NUMBER	DESCRIPTION
698-TMS-1G-XXS-XX	Buffer Stripper Tool (For example: 698-TMS-1G-06S-10 = Buffer Stripper Tool for 125 micron cable)
698-STK-100	Thomas & Betts Fiber Optic Jacket/Buffer Stripper Tool Kit
37600-009-01	Crimp Tool/Dual Hex
37600-013-04	FC/PC Heat Sink Adapter
54000-011-04	Curing Oven/110V
51000-014-04	FC Termination Kit

(Other size strippers available. See Data Sheet #410307.)

(For proper termination procedure, request FC/PC I Termination Procedure #490229.)

Double "D" Hole Adapter — Panel Cutout Diagram



Double "D" Adapter Part Number Matrix

PART NO.	DIM. "W"	ALIGNMENT SLEEVE
68381-101	2.18	Phosphor Bronze
68381-102	2.05	Phosphor Bronze
68381-103	2.05	Ceramic
68381-104	2.18	Ceramic

* Add prefix B1 for bulk 50 pack; Add prefix B2 for bulk 500 pack. Prefixes are for connectors and adapters

