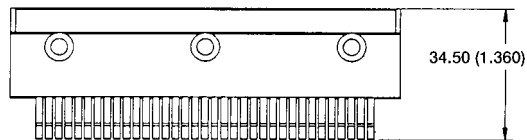
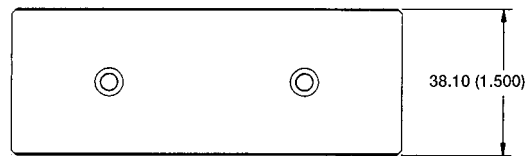



Press-Fit Cardedge Insertion Tools



Ordering Information

CENTER-TO-CENTER	CONNECTOR PREFIX	MAX. NO. OF POSITIONS	TOOL CATALOG NUMBER	REPLACEMENT BLADE CATALOG NUMBER
.050" x .050"	F	70	1605005	-
.100" x .100"	C1	70	98336	98293
.156" x .200"	C6	43	98231	98206
.125" x .250"	C7	50	98230	98206
.100" x .200"	C8	70	98224	98206
.100" x .200" (Full Scoop)	W8	70	98236	98238