

0.375" PITCH SERIES PSB

PHYSICAL PROPERTIES

Housing

HOUSING MATERIAL: Noryl
 COLOR: Black
 FLAMMABILITY: UL94V-0

Terminal

PC CONTACT: Phosphor Bronze with Bright Tin or Gold over Nickel plating
 SCREW CONTACT: Phosphor Bronze with Bright Tin or Gold over Nickel plating
 SCREW: steel with Zinc + Chromate plating
 CLAMP: Brass

Mechanical

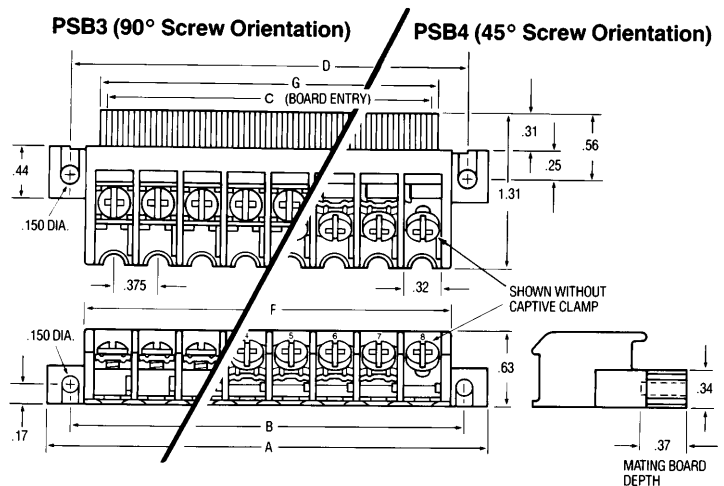
PITCH (TERMINAL SPACING): .375"
 SCREW SIZE: 6-32
 MOUNTING SCREW: #6
 WIRE STRIP LENGTH: .31"
 WIRE LUG WIDTH: .320" (8,1mm)
 RECOMMENDED TIGHTENING TORQUE: 9 in.-lbs.
 RECOMMENDED SCREWDRIVERS: Stanley 1006-4, Sears Craftsman 41581, Any #2 Phillips-Head
 BOARD INSPECTION FORCE (TYP.) PER CKT.: 6 oz. (170g)
 BOARD SEPARATION FORCE (TYP.) PER CKT.: 2 oz. (57g)
 DURABILITY: Passes MIL-C-21097: 500 cycles

ELECTRICAL PROPERTIES

MAXIMUM CURRENT: 10A
 OPERATING VOLTAGE: 300V
 WIRE RANGE: #12-26 AWG
 DIELECTRIC WITHSTAND: 3000V
 INSULATION RESISTANCE: 10^{11} ohms
 CONTACT RESISTANCE: 5 milliohms

ENVIRONMENTAL PROPERTIES

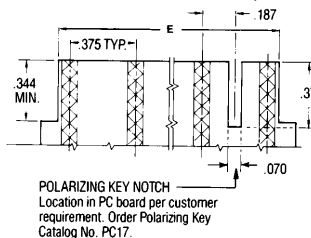
OPERATING TEMPERATURE RANGE:
 -60°C to +95°C
 (-76°F to +203°F)



DIMENSIONS

NO. CIRCUITS	A IN.	B&D IN.	C IN.	E IN.	F IN.	G IN.
06	3.00	2.625	2.000	1.990	2.36	2.16
08	3.75	3.375	2.750	2.740	3.11	2.91
10	4.50	4.125	3.500	3.490	3.86	3.66
12	5.25	4.875	4.250	4.240	4.61	4.41
14	6.00	5.625	5.000	4.990	5.36	5.16
16	6.75	6.375	5.750	5.740	6.11	5.91
18	7.50	7.125	6.500	6.490	6.86	6.66
20	8.25	7.875	7.250	7.235	7.61	7.41
22	9.00	8.625	8.000	7.985	8.36	8.16
24	9.75	9.375	8.750	8.735	9.11	8.91
26	10.50	10.125	9.500	9.485	9.86	9.66
28	11.25	10.875	10.250	10.235	10.61	10.41

Recommended PC Board Layout



0.375" PITCH SERIES PSB

ORDERING INFORMATION

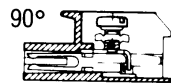
PSB 3 K B 08 S NN NN N N

(A) (B) (C) (D) (E) (F) (G) (H) (I) (J)

(A) PSB Printed Circuit Board Connector


(B) Terminal Screw Orientation

3 = 90°
4 = 45°



(C) Contact Spacing

K = .375 (3/8)



(D) Terminal Screw Type

B = #6 Phil-slot binding head screw, bright zinc and chromate plated.
C = #6 Phil-slot steel screw and clamp, bright zinc and chromate plated - Do not order in combination with any other top hardware.
D = #6 Phil-slot copper alloy screw and clamp, nickel plated - Do not order in combination with any other top hardware.

(E) Number of Circuits

06 through 28 (even numbers only)

(F) Terminal Plating

(not screw)

A = Gold

S = Bright Tin

(G) Top Hardware Options

NN = No optional hardware

QUICK CONNECT BLADES

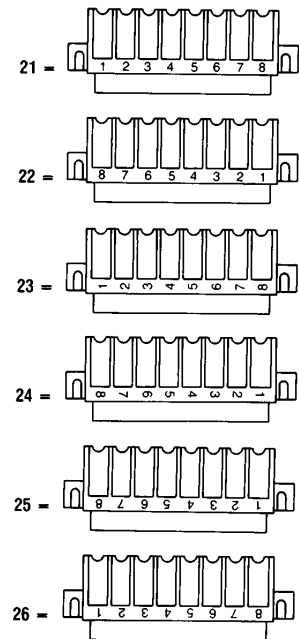
.250 wide x.032 thick	.187 wide x.020 thick
21	41= *
22	42= *
23	43= **
24	44=
25	45=
29	49= **
30	50= **
31	51= **
34	54= *
35	55=
36	56= *

* PSB4K only
** PSB3K only

80 = Single Sided Solder Tab
(PSB3K only)


(H) Circuit Identification Option

NN = No circuit identification



(I) Material
N = Noryl

(J) Color
N = Black



BUCHANAN



LR25557 E63810