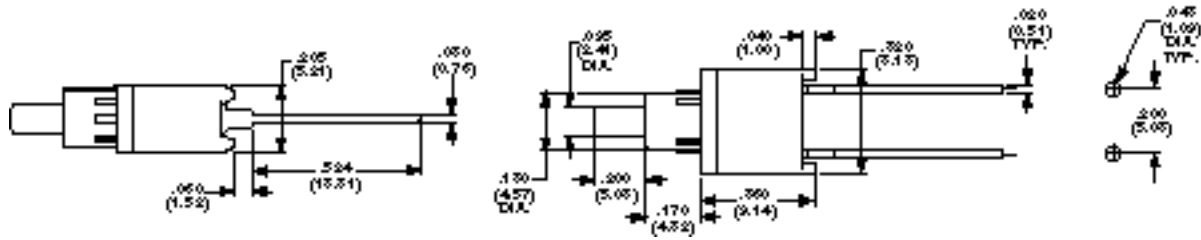


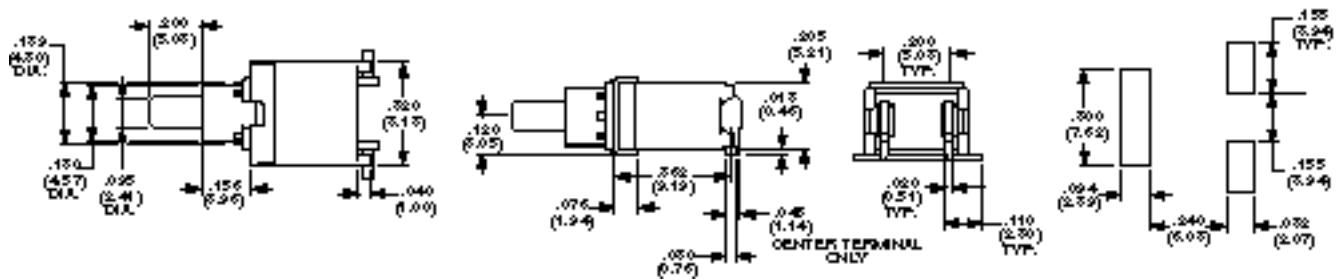
Tiny "Sealed Momentary" Pushbuttons TSP Series

Thru-Hole and Surface Mount

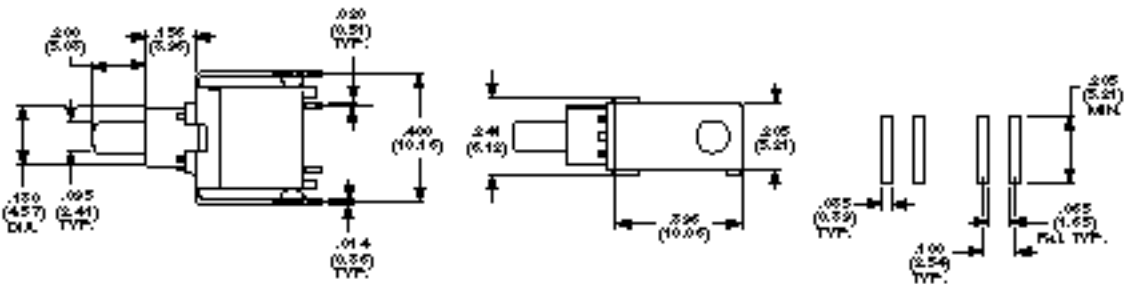
WIRE WRAP **WW**



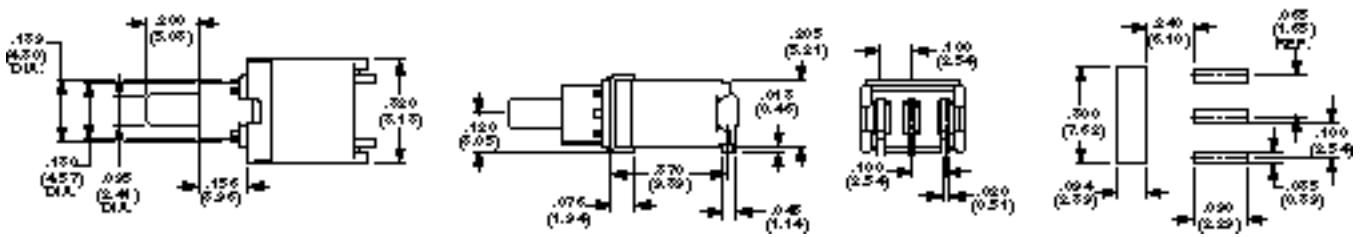
SURFACE MOUNT RIGHT ANGLE "L" BEND **SRA**



SURFACE MOUNT **SPC**



SURFACE MOUNT RIGHT ANGLE BUTT **SRAB**

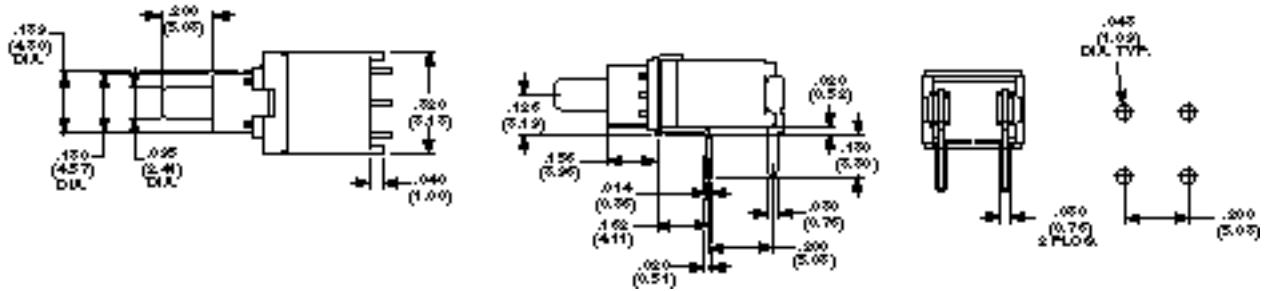


Need more technical information?
Contact your local ABE office--(800) 453-1692--or AboveBoardElectronics.com.

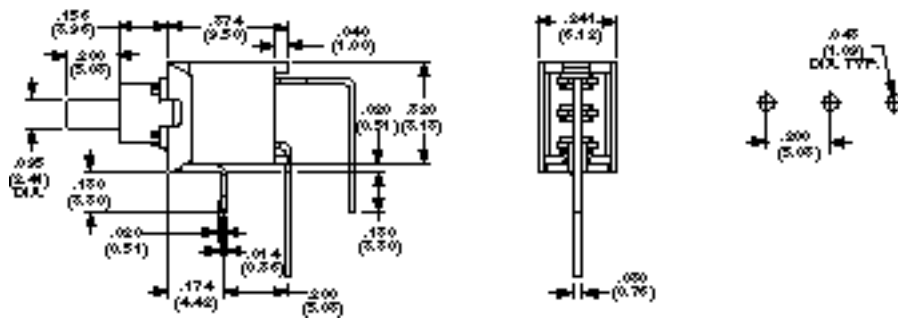
Above Board Electronics
1918 Junction Avenue
San Jose, CA 95131

TSP Series *Tiny Sealed Momentary Pushbutton, "How to Order"* Thru-Hole and Surface Mount

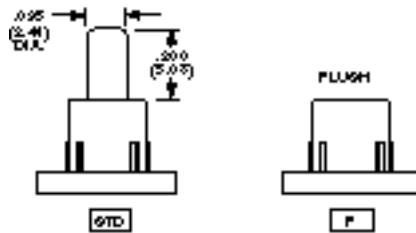
RA RIGHT ANGLE



VRA PC WITH VERTICAL SUPPORT BRACKET



ACTUATORS



PART NUMBERING SEQUENCE

See pages M2-M4 for application specific indexing.

Model	Bushing (Plain)	Actuator	Poles	Rating	Function	Contacts	Terminations	Colors
TSP	D		1	1		G		
		Std. .200" long F = Flush			C = Off (On) F = On (On)	G = P.C. PCV = P.C. w/bracket		0=Black 2=Red 6=Blue
						RA = Right Angle VRA = Vertical Right Angle WW = Wire Wrap SPC = SurfaceMount SRA = Surface Mount R.A. SRAB = SurfaceMount R.A. Butt		

Application Note:

For sealed toggle switches, See pages C6-C8
For 6 amp pushbuttons see page D37